

DESCRIPTION

General use acrylic paint, high quality, and durability.

PROPERTIES

- Viscosity: 18-25sec (Flow Cup DIN4, 20°C)
- Density: 0.6-0.8 g/L (Density Cup 100cm³/20°C, ASTM D – 1475)
- VOC content : 650 g/L
- Flash Point: -104°C
- Drying time
(1 Layer, Temperature 20°C, Humidity <65%):
Touch: 5-10min
Through dry: 1h
Maximum hardness: 24h
- Coverage: 5m²/L
- GLOSS (GLOSS METER 60°ASTM D – 1471):
60-95 GLOSS UNITS/GLOSS
10-60 GLOSS UNITS/SEMI GLOSS - SATINE
0-10 GLOSS UNITS/MATTE
- Film thickness: 100µm (wet), 25-30µm (dry)
- Can Pressure: 4bar (20°C), 8 bar (50°C)
- Contents: 400ml & 500ml
(500ml-for certain shades)

INSTRUCTIONS FOR USE

APPLICATION

Remove all dust, rust, and oil from the surface. Protect the area which you don't want to be painted. Shake the can thoroughly and spray at a distance of 25-30cm from the surface. Try the spray on testing surface. For better results apply 2-3 thin coats, 3-5 min apart.

Best application temperature: 10°C - 25°C.

AFTER USE

Spray holding the can inverted for 3". Clean the caps with solvent

STORAGE

5-35°C. Do not put in vehicles.

CAP SYSTEM



SMART CAP

- Less overspray
- Extreme Coverage
- Fast drying
- Hard chisel lines
- Even coating
- Suitably for effects
- Dual way spraying





































SAFETY

Request SDS






*Cap indicates the color of the can.



COLOR RANGE

RAL 1007 DAFFODIL YELLOW CL 321 — 	RAL 5002 ULTRAMARINE BLUE CL 417 — 	RAL 7042 TRAFFIC GREY A CL 306 — 
RAL 1013 OYSTER WHITE CL 415 — 	RAL 5010 GENTIAN BLUE CL 316 — 	RAL 8000 GREEN BROWN CL 466 — 
RAL 1014 IVORY CL 302 — 	RAL 5012 LIGHT BLUE CL 317 — 	RAL 8003 CLAY BROWN CL 324 — 
RAL 1015 LIGHT IVORY CL 347 — 	RAL 5013 COBALT BLUE CL 413 — 	RAL 8004 COPPER BROWN CL 414 — 
RAL 1018 ZINC YELLOW CL 313 — 	RAL 5017 TRAFFIC BLUE CL 341 — 	RAL 8011 NUT BROWN CL 315 — 
RAL 1023 TRAFFIC YELLOW CL 453 — 	RAL 5018 TURQUOISE BLUE CL 418 — 	RAL 8016 MAHOGANY BROWN CL 416 — 
RAL 1028 MELON YELLOW CL 320 — 	RAL 6001 EMERALD GREEN CL 462 — 	RAL 8017 CHOCOLATE BROWN CL 318 — 
RAL 2003 PASTEL ORANGE CL 329 — 	RAL 6002 LEAF GREEN CL 460 — 	RAL 8019 GREY BROWN CL 419 — 
RAL 2010 SIGNAL ORANGE CL 331 — 	RAL 6005 MOSS GREEN CL 314 — 	RAL 9001 CREAM CL 425 — 
RAL 3000 FLAME RED CL 330 — 	RAL 6009 FIR GREEN CL 455 — 	RAL 9002 GREY WHITE CL 412 — 
RAL 3003 RUBY RED CL 311 — 	RAL 6018 YELLOW GREEN CL 463 — 	RAL 9003 SIGNAL WHITE CL 426 — 
RAL 3004 PURPLE RED CL 464 — 	RAL 6028 PINE GREEN CL 428 — 	RAL 9005 GLOSS BLACK CL 303 — 
RAL 3009 OXIDE RED CL 325 — 	RAL 7001 SILVER GREY CL 411 — 	RAL 9005 SEMIGLOSS BLACK CL 323 — 
RAL 3015 LIGHT PINK CL 465 — 	RAL 7011 IRON GREY CL 305 — 	RAL 9005 MATT BLACK CL 304 — 
RAL 3020 TRAFFIC RED CL 312 — 	RAL 7016 ANTHRACITE GREY CL 322 — 	RAL 9007 GREY ALUMINIUM CL 427 — 
RAL 4003 HEATHER VIOLET CL 468 — 	RAL 7021 BLACK GREY CL 420 — 	RAL 9010 GLOSS WHITE CL 300 — 
RAL 4005 BLUE LILAC CL 469 — 	RAL 7035 LIGHT GREY CL 319 — 	RAL 9010 MATT WHITE CL 301 — 

CONTAINER 500ml

RAL 9010 GLOSS WHITE N300 — 	RAL 9010 MATTE WHITE N301 — 	RAL 9005 GLOSS BLACK N303 — 
RAL 9005 MATTE BLACK N304 — 	RAL 3020 TRAFFIC RED N312 — 	

There are likely to be declinations in digital performance of shades.