

HD 10/21-4 S CLASSIC

The robust HD 10/21-4 S Classic cold water high-pressure cleaner is made for tackling tough jobs day in day out. Super-Class in every way: extreme power for reliable cleaning results.



Order no. 1.367-401.0

- Robust crankshaft pump with ceramic pistons
- Tubular steel frame
- Air/water-cooled motor

Technical data

EAN code		4054278904160
Supply voltage	Ph / V / Hz	3 / 376 - 424 / 50
Flow rate	l/h	500 - 1000
Inlet temperature	°C	60
Working pressure	bar	50 - 210
Max. pressure	bar / MPa	270 / 2.7
Connected load	kW	8
Power cable	m	5
Nozzle size		050
Water inlet		1"
Weight (with accessories)	kg	68
Weight incl. packaging	kg	76.8
Dimensions (L x W x H)	mm	720 x 637 x 1060

Equipment

High-pressure hose	m	10 / ID 8, 315 bar
Spray lance	mm	840
Power nozzle		■
Crankshaft pump with ceramic pistons		■
4-pole, three-phase motor with air and water cooling		■
Pressure switch-off		■
Integrated water fine filter		■
Oil level indicator		■
Brass water inlet		■

■ Included in the scope of supply.




Powerful and robust crankshaft pump with brass cylinder head and pistons with ceramic sleeves

- High performance and high efficiency.
- Long service life and low maintenance costs.
- With suction feature and up to 60 °C water temperature.



Robust steel frame with large wheels for maximum portability

- Protects the machine even in adverse conditions.
- Simple and convenient to transport.
- Integrated storage space for accessories.



Classic accessories with EASY!Lock connections

- Quick set-up and pack-up plus easy accessory replacement.
- Robust and durable accessories.
- Easy and intuitive to operate.

ACCESSORIES FOR HD 10/21-4 S CLASSIC

1.367-401.0



	Order no.	Description	
TRIGGER GUNS			
Spray guns			
Pistol TR 155°C with package	1	4.119-002.0	High-quality Classic spray gun with robust valve. Also suitable for Kärcher hot water high-pressure cleaners. ■
EASY!Force conversion kit 1 - from high-pressure hose	2	4.111-050.0	For retrofitting Kärcher high-pressure cleaners with existing high-pressure hose: EASY!Force conversion kit 1 with EASY!Force high-pressure gun, spray lance and all adapters through to the nozzle. □
EASY!Force conversion kit 2 - from machine	3	4.111-051.0	Developed for retrofitting existing high-pressure cleaners from Kärcher: EASY!Force conversion kit 2 with EASY!Force high-pressure gun, spray lance, high-pressure hose and necessary adapters. □
EASY!Force conversion kit 3 - high-pressure gun	4	4.111-052.0	Compatible with existing high-pressure hose and spray lance: EASY!Force conversion kit 3, incl. EASY!Force trigger gun and all necessary adapters for upgrading your high-pressure cleaner. □
Servo control			
Servo Control, 750 l/h - 1100 l/h	5	4.118-008.0	Water quantity and pressure regulated directly from the hand spray gun. □
KÄRCHER POWER NOZZLE			
Power nozzle spray angle 25°			
Power nozzle 25°, 050	6	2.113-023.0	Fan jet nozzle with 25° spray angle, suitable for large areas and removing stubborn dirt and stains. ■
HP nozzle spray angle 0°			
Power nozzle 0°, 055	7	2.113-035.0	High-pressure nozzle with powerful jet for extremely stubborn dirt. □
Power nozzle spray angle 15°			
Power nozzle 15°, 055	8	2.113-047.0	Fan jet nozzle with 15° spray angle suitable for stubborn dirt. □
Power nozzle spray angle 40°			
Power nozzle 40°, 055	9	2.113-055.0	Power nozzle with a 40° spray angle and fan jet, suitable for large areas and sensitive surfaces. □
INTERIOR CLEANING HEADS			
HKF 50			
HKF 50 P	10	3.631-008.0	The ATEX-certified, pneumatically driven stainless steel HKF 50 P interior cleaning head cleans small and medium-sized tanks up to 1000 l. □
HKF 50 E	11	3.631-009.0	The stainless steel HKF 50 E is an electrically driven interior cleaning head designed to clean inside vats and containers up to approx. 1000 litres. □
SPRAY LANCES			
Rotating spray lances			
LED nozzle light	12	2.680-002.0	Bright, lightweight LED work light for direct mounting on spray lance of EASY!Force high-pressure gun. Better view in unfavourable lighting conditions for up to 5 working hours. □
Spray lance, 250 mm, rotatable	13	4.112-027.0	Spray lance, 250 mm, rotatable, ergonomic □
Spray lance, 400 mm, rotatable	14	4.112-024.0	Spray lance, 400 mm, rotatable, ergonomic □

■ Included in the scope of supply. □ Available accessories.

ACCESSORIES FOR HD 10/21-4 S CLASSIC

1.367-401.0



	Order no.	Description	
SPRAY LANCES			
Rotating spray lances			
Spray lance, 600 mm, rotatable	15	4.112-007.0	600 mm stainless steel lance (manual coupling) with ergonomic handle for ease of use and protection. Rotatable 360° under pressure. <input type="checkbox"/>
Spray lance, 840 mm, rotatable	16	4.112-006.0	850 mm stainless steel lance (manual coupling) with ergonomic handle for ease of use and protection. Rotatable 360° under pressure. <input type="checkbox"/>
Spray lance, 1550 mm, rotatable	17	4.112-018.0	1550 mm stainless steel lance (manual coupling) with ergonomic handle for ease of use and protection. Rotatable 360° under pressure. <input type="checkbox"/>
Spray lance, 2050 mm, rotatable	18	4.112-021.0	2050 mm stainless steel lance (manual coupling) with ergonomic handle for ease of use and protection. Rotatable 360° under pressure. <input type="checkbox"/>
Spray lance extender, 1000 mm	19	4.112-048.0	Spray lance extension with EASY!Lock connection, Length 1000 mm. <input type="checkbox"/>
Double lance			
Double lance, 960 mm	20	2.112-016.0	960 mm double lance for variable pressure adjustment on handle at full water flow rate. Suitable for agricultural use (e.g. stable cleaning). <input type="checkbox"/>
Angular spray lance			
Spray lance for toilets and rain gutters	21	4.112-029.0	Stainless steel lance WC and gutter with nozzle insert. Specially shaped for effective and hygienic cleaning of gutters and toilets. <input type="checkbox"/>
Flexible spray lance			
Flexible lance, 1050 mm	22	4.112-035.0	1050 mm flexible lance with variable bend from 20° to 140°, ideal for cleaning difficult to reach areas, e.g. gutters. <input type="checkbox"/>
High pressure articulated joint	23	4.112-057.0	For hard-to-reach areas: High-pressure articulated joint with infinite angle adjustment up to 120°. Simply attach directly to the spray lance of the pressure washer. <input type="checkbox"/>
Gutter cleaner			
Gutter cleaning lance	24	2.112-015.0	The lance is suited for cleaning of gutter systems. Because of the shape of the lance and the special nozzle the gutter can be cleaned without removing the cover plates. <input type="checkbox"/>
Undercarriage spray lance			
Underbody lance	25	4.112-032.0	Stainless steel lance for effective and easy underbody and wheel arch cleaning. Without high-pressure nozzle. <input type="checkbox"/>
Additional handle			
Additional handle for EASY!Lock spray lances	26	4.321-380.0	Comfortable in every situation - the additional handle is easy to attach to the spray lance of our new EASY!Lock generation and makes work easier by allowing you to adjust your posture to suit the particular task. Regularly changing your posture relieves the strain on your body, making work more relaxed. Thanks to the 360°-rotatable spray lance, the additional handle can simply be fully rotated whilst working for greater flexibility. <input type="checkbox"/>
ROTARY NOZZLES (DIRT BLASTERS)			
Dirt blaster, large			
Dirt blaster, large, 055/060	27	4.114-036.0	The dirt blaster with rotating pencil jet offers 10 times better cleaning performance. Ceramic nozzle and bearing ring for a long service life. Further data: Max. 300 bar, 30 MPa, 85°C. <input type="checkbox"/>
MULTIPLE-JET NOZZLES			
Triple nozzles			
Triple nozzle, 053	28	4.117-038.0	Triple nozzle with manual nozzle changeover. Convenient spray adjustment. For machines with an injector, the low-pressure flat stream is useful for cleaning agent suction and application. <input type="checkbox"/>

■ Included in the scope of supply. □ Available accessories.

ACCESSORIES FOR HD 10/21-4 S CLASSIC

1.367-401.0




	Order no.	Description	
MULTIPLE-JET NOZZLES			
Angled vario nozzle 0-90°			
Angled Vario nozzle, 055	29	4.113-008.0	Variable angle nozzle for spray angle adjustment from 0° to 90°. For easy adjustment to all kinds of soiling and surfaces.
NOZZLE UNION / SPACER			
Nozzle union			
Nozzle screws	30	4.112-011.0	Nozzle screws with protectors for high-pressure and power nozzles
HIGH-PRESSURE HOSES			
Standard with unions on both sides			
High-pressure hose, 10 m, DN 10, 220 bar, 2 × EASY!Lock	31	6.110-041.0	Impressive values and basic equipment: 10 m long high-pressure hose (DN 10) developed for pressures up to 220 bar.
High-pressure hose, 15 m, DN 8, 315 bar, 2 × EASY!Lock	32	6.110-030.0	15 m long high-pressure hose, DN 8, with ANTI!Twist and time-saving EASY!Lock manual screw fitting on both sides.
High-pressure hose, 20 m, DN 8, 315 bar, 2 × EASY!Lock	33	6.110-032.0	20 m long high-pressure hose (DN 8) equipped with the time-saving and robust EASY!Lock manual screw fitting on both sides. Approved for pressures up to 315 bar.
High-pressure hose, 30 m, DN 8, 315 bar, 2 × EASY!Lock	34	6.110-014.0	Comfortable length (30 m) and innovative EASY!Lock manual screw fitting: High-pressure hose (DN 8) with ANTI!Twist for pressures up to 315 bar.
High-pressure hose, 15 m, DN 10, 220 bar, 2 × EASY!Lock	35	6.110-042.0	Equipped with innovative EASY!Lock manual screw fitting and suitable for pressures up to 220 bar: 15 m long high-pressure hose (DN 10).
High-pressure hose, 20 m, DN 10, 220 bar, 2 × EASY!Lock	36	6.110-043.0	20 m in length and the extremely time-saving and comfortable EASY!Lock manual screw fitting on both sides are some of the main features of this high-pressure hose (DN 10).
High-pressure hose, 25 m, DN 10, 220 bar, 2 × EASY!Lock	37	6.110-044.0	Impressive values and basic equipment: 25 m long high-pressure hose (DN 10) developed for pressures up to 220 bar.
High-pressure hose, 40 m, DN 10, 220 bar, 2 × EASY!Lock	38	6.110-045.0	40 m long high-pressure hose with EASY!Lock system for the time-saving manual screw connection (both sides). Nominal size (DN) 10, working pressure up to 220 bar.
High-pressure hose, 15 m, DN 12, 210 bar, 2 × EASY!Lock	39	6.110-059.0	Designed for working pressures up to 250 bar: High-pressure hose (DN 12) with a length of 15 m. Has the comfortable EASY!Lock manual screw fitting on both sides.
High-pressure hose, 40 m, DN 12, 210 bar, 2 × EASY!Lock	40	6.110-060.0	With EASY!Lock manual screw fitting and lots of room for manoeuvre thanks to 40 m in length: High-pressure hose (DN 12) with EASY!Lock manual screw fitting on both sides. Suitable for working pressures up to 250 bar.
Longlife 400 with unions on both sides			
High-pressure hose Longlife, 1,5 m, DN 8, 400 bar, 2 × EASY!Lock	41	6.110-024.0	1.5 m short high-pressure hose (DN 8). Comfortable EASY!Lock manual screw fitting on both sides for robust and quick connections. Durable and designed for up to 400 bar pressure.
High-pressure hose Longlife, 1,5 m, DN 8, 400 bar, 1 × EASY!Lock / 1 × M22 × 1,5	42	6.110-069.0	1.5 m long high-pressure hose (DN 8) suitable for up to 400 bar pressure with double steel core. Connections: M 22 × 1,5, as well as the comfortable and quick EASY!Lock manual screw fitting.

Available accessories.

ACCESSORIES FOR HD 10/21-4 S CLASSIC

1.367-401.0



		Order no.	Description	
HIGH-PRESSURE HOSES				
Longlife 400 with unions on both sides				
High-pressure hose Longlife, 10 m, DN 8, 400 bar, 2 × EASY!Lock	43	6.110-038.0	Durable, 10 m long high-pressure hose (DN 8) with double steel core and EASY!Lock manual screw fitting on both sides and ANTI!Twist. Approved for 400 bar pressure.	<input type="checkbox"/>
High-pressure hose Longlife, 30 m, DN 8, 400 bar, 2 × EASY!Lock	44	6.110-023.0	Robust high-pressure hose with double steel core, ANTI!Twist and EASY!Lock manual screw fitting on both sides. Nominal size DN 8, 30 m long, for up to 400 bar pressure.	<input type="checkbox"/>
High-pressure hose Longlife, 20 m, DN 8, 400 bar, 2 × EASY!Lock	45	6.110-027.0	High-pressure hose with ANTI!Twist, EASY!Lock manual screw fittings and double steel core. 20 m long, nominal size DN 8, EASY!Lock manual screw fitting on both sides.	<input type="checkbox"/>
High-pressure hose Longlife, 15 m, DN 8, 400 bar, 2 × EASY!Lock	46	6.110-029.0	The double steel core ensures a particularly long life of this 15 m long high-pressure hose (DN 8), which is approved for pressures up to 400 bar.	<input type="checkbox"/>
Food industry version with unions on both sides				
High-pressure hose food grade, 10 m, DN 8, 250 bar, 2 × EASY!Lock	47	6.110-051.0	High-pressure hose (ID 6), 10 m long, with grey, non-marking outer covering. Approved for use in the food industry. With quick and robust EASY!Lock hand screw connection at both ends.	<input type="checkbox"/>
High-pressure hose food grade, 20 m, DN 8, 250 bar, 2 × EASY!Lock	48	6.110-052.0	Suitable for use in food industry: 20 m long high-pressure hose (ID 8) with grey, non-marking outer covering, ANTI!Twist and EASY!Lock hand screw connections.	<input type="checkbox"/>
Longlife food design with screw connections at both ends				
High-pressure hose food grade Longlife, 10 m, DN 8, 400 bar, 2 × EASY!Lock	49	6.110-053.0	With blue, non-marking and animal fat resistant outer covering: durable high-pressure hose (ID 8), 10 m long, ANTI!Twist and EASY!Lock hand screw connection at both ends.	<input type="checkbox"/>
High-pressure hose food grade Longlife, 20 m, DN 8, 400 bar, 2 × EASY!Lock	50	6.110-054.0	Durable high-pressure hose with double steel reinforcement and blue, non-marking and animal fat resistant outer covering. 20 m long with EASY!Lock hand screw connections.	<input type="checkbox"/>
Special hoses				
High-pressure hose curved, 1.5 m, DN 8, 400 bar, 1 × EASY!Lock / 1 × M22 × 1.5	51	6.110-068.0	For connection to hose reels: high-pressure hose, with M 22 × 1.5 connection and curved EASY!Lock hand screw connection. 1.5 m long, suitable for up to 400 bar working pressure.	<input type="checkbox"/>
PIPE CLEANING				
Pipe cleaning hose, ID 6				
Pipe cleaning hose, ID 6, 10 m, max. 250 bar	52	6.110-046.0	The 10 m pipe cleaning hose is a highly flexible high pressure hose for pipe interior cleaning (threaded connection for nozzle R 1/8).	<input type="checkbox"/>
Pipe cleaning hose, ID 6, 20 m, max. 250 bar	53	6.110-008.0	The 20 m pipe cleaning hose is a highly flexible high pressure hose for pipe interior cleaning (threaded connection for nozzle R 1/8).	<input type="checkbox"/>
Pipe cleaning hose, ID 6, 30 m, max. 250 bar	54	6.110-047.0	The 30 m pipe cleaning hose is a highly flexible high pressure hose for pipe interior cleaning (threaded connection for nozzle R 1/8).	<input type="checkbox"/>
Pipe cleaning nozzle				
Pipe cleaning dirt blaster D21/060	55	4.765-002.0	The forward-tilted rotating pencil jet removes the most stubborn dirt. The three backwards-tilted jets ensure the necessary forward movement, as well as convenient handling.	<input type="checkbox"/>
Pipe cleaning dirt blaster D30/060	56	4.765-005.0		<input type="checkbox"/>

Available accessories.

ACCESSORIES FOR HD 10/21-4 S CLASSIC

1.367-401.0



	Order no.	Description		
PIPE CLEANING				
Pipe cleaning nozzle				
Pipe cleaning nozzle 080	57	5.763-087.0	Pipe cleaning nozzle with 24 mm diameter. With 4 nozzles tilted back at a 30° angle.	<input type="checkbox"/>
Pipe cleaning nozzle	58	5.763-019.0	16 mm pipe cleaning nozzle with internal thread. Various jet directions for environmentally-friendly cleaning of blocked drains and pipes.	<input type="checkbox"/>
	59	5.763-016.0		<input type="checkbox"/>
	60	5.763-021.0		30 mm pipe cleaning nozzle with internal thread. Various jet directions for environmentally-friendly cleaning of blocked drains and pipes.
Rotating pipe cleaning nozzle	61	6.415-440.0	Rotating pipe cleaning nozzle with internal thread and four rotating jets for environmentally-friendly cleaning of blocked drains and pipes.	<input type="checkbox"/>
FLOOR AND HARD SURFACE CLEANER				
Hard Surface Cleaner FRV 30				
FRV 30 Surface Cleaner	62	2.111-010.0	With the integrated, automatic suction of the dirty water, the FRV 30 makes surface cleaning even more efficient and can be used in both inside and outside areas. There is no longer a need to rinse the surface after cleaning, since the dirty water can be discharged through the 5 m suction hose supplied. Additional quality features are the non-marking steering rollers and double ceramic bearing. Machine-specific nozzle kit must be ordered separately. Max. 250 bar / 1000 l/h / 60°C.	<input type="checkbox"/>
Rubber lip for FRV 30	63	2.642-910.0	For smooth floors indoors. The squeegee increases the suction performance of the FRV 30 and minimises the amount of water remaining. This means the floor is dry in just a few minutes.	<input type="checkbox"/>
Extension hose 5 m	64	4.440-939.0	5m extension hose for FRV 30. Connection sleeve included.	<input type="checkbox"/>
Hose fastening attachment kit	65	2.642-528.0	Suction cup for fixing the suction hose to smooth surfaces.	<input type="checkbox"/>
Dirt trap attachment kit	66	2.642-532.0	Galvanised steel bucket for collecting coarse dirt and for fixing the suction hose in outside areas.	<input type="checkbox"/>
FR 30 Me surface cleaner				
Hard Surface Cleaner FR 30 Me	67	2.111-013.0	Hot water resistant stainless steel surface cleaner with double ceramic bearings, non-marking swivel castors and suction hose connection. Ideal for indoor cleaning, e.g. food industry.	<input type="checkbox"/>
Hard Surface Cleaner FR 50				
Surface Cleaner FR 50 Me	68	2.111-023.0	Hot water resistant stainless steel surface cleaner with 500 mm working width. Ideal for large areas. With double ceramic bearings, push handle, non-marking swivel castors and detergent dosing system.	<input type="checkbox"/>
Machine-specific nozzle kits for FR				
Nozzle kit for FR, 850 l/h - 1100 l/h	69	2.640-442.0	Nozzle kit includes power nozzles and unions. For Kärcher surface cleaners (850 to 1100 l/h).	<input type="checkbox"/>
Machine-specific nozzle kits for FRV				
Nozzle kit for FRV, 050	70	2.642-433.0	Machine-specific nozzle kit with Kärcher power nozzles and jet nozzle for FRV 30.	<input type="checkbox"/>

Available accessories.

ACCESSORIES FOR HD 10/21-4 S CLASSIC

1.367-401.0



		Order no.	Description	
FLOOR AND HARD SURFACE CLEANER				
FRV 30 Me surface cleaner				
FRV 30 Me Surface Cleaner	71	2.111-012.0	Thanks to automatic suction of the dirty water, the stainless steel FRV 30 Me Surface Cleaner makes surface cleaning more efficient in both inside and outside areas. Hot water cleaning up to 85°C.	<input type="checkbox"/>
Extension hose FRV 30 Me and FRV 50 Me	72	4.441-040.0	5 m extension hose for FRV 30 Me. Includes connecting adapter.	<input type="checkbox"/>
Surface Cleaner FR 50 Me				
FRV 50 Me surface cleaner	73	2.111-024.0	Surface cleaning with automatic suction of the dirty water for very large surfaces - this means the FRV 50 Me. Hot water cleaning up to 85°C. The FRV 50 Me features a temperature-resistant 10 m polyurethane suction hose. Additional quality features are the non-marking steering rollers and double ceramic bearing. Machine-specific nozzle kit must be ordered separately. Max. 250 bar / 2000 l/h / 85°C.	<input type="checkbox"/>
FOAM SYSTEMS				
Cup foam lance				
Cup foam lance Advanced 3, 900 l/h - 2500 l/h	74	4.112-065.0	Specially designed for use with aggressive cleaning agents: High-quality cup foam lance Advanced 3 with spray angle adjustment and Eco brass for high-pressure cleaners from Kärcher.	<input type="checkbox"/>
Cup foam lance DUO Advanced 3, 900 l/h - 2500 l/h	75	4.112-069.0	DUO Advanced 3 cup foam lance, designed for use with aggressive detergents. With instant switching to high-pressure cleaning, spraying angle adjustment and two-litre tank.	<input type="checkbox"/>
Cup foam lance Basic 3, 900 l/h - 2500 l/h	76	4.112-055.0	High-quality, simple and durable: Basic 3 cup foam lance for high-pressure cleaners with a flow rate of 900-2500 l/h. Halves the cleaning agent consumption while maintaining optimum foam quality.	<input type="checkbox"/>
1-litre cleaning agent container for cup foam lance basic	77	5.071-414.0	For the quick change of the cleaning agent: Additional 1 litre cleaning agent container for basic foam lance (2.112-053.0, 2.112-054.0 and 2.112-055.0).	<input type="checkbox"/>
1-litre cleaning agent container for cup foam lance advanced	78	6.414-050.0	Additional 1-litre cleaning agent container for quick replacement of the cleaning agent (for foam lance 2.112-017.0 and 2.112-018.0).	<input type="checkbox"/>
Inno Foam Kit				
Inno Foam Set with detergent injector	79	2.112-000.0	High-pressure foam system with double lance (foam nozzle and high-pressure jet for rinsing). For use with mobile and stationary high-pressure and HDS pressure cleaners for cleaning or disinfection.	<input type="checkbox"/>
Easy Foam Set				
Easy Foam Set with RM injector	80	2.112-010.0	HP foam system for use with HD/HDS units for cleaning and disinfecting. Foam nozzle for connection to lance and HP chemical injector with precision 0-5% metering valve. The machine specific nozzle kit has to be ordered separately.	<input type="checkbox"/>
Nozzle kits for Inno/Easy Foam Set				
Nozzle kit 090 for Inno / Easy Set 700-1,000 l/h	81	2.111-019.0	Nozzle kit contains Kärcher power nozzles and nozzle inserts. For Inno/Easy-Foam set 700-1000 l/h. For optimal foam system performance.	<input type="checkbox"/>
Foam nozzle mounting kit				
Foam nozzle attachment kit	82	2.112-013.0	Foaming agent kit. The foam nozzle is ideal for use in sanitary areas and the food industry and wherever long application times are necessary.	<input type="checkbox"/>
MIXERS AND INJECTORS				
Cleaning agent injector				
Cleaning agent injector for high and low pressure (without nozzles)	83	4.637-032.0	Detergent injector for independent high and low pressure dosage. Maximum dosage about 15%.	<input type="checkbox"/>
Cleaning agent injector for high pressure (without nozzle)	84	4.637-033.0	Cleaning agent dosage at high pressure 3 - 5 %	<input type="checkbox"/>

Available accessories.

ACCESSORIES FOR HD 10/21-4 S CLASSIC

1.367-401.0



	Order no.	Description		
MIXERS AND INJECTORS				
Cleaning agent injector				
Stainless steel injector kit for HD 10/25-4S	85	6.645-761.0	Stainless steel injector for cleaning agent and foam applications. Specifically for the HD 10/25-4 S High-pressure cleaner. For precise cleaning agent dosage.	<input type="checkbox"/>
Machine-specific nozzle kit with order no. 4.637-033.0				
Nozzle kit 750-1000 l/h	86	4.769-011.0	For HD/HDS 750 - 1000 l/h. Consists of nozzle insert + HP power nozzle + union	<input type="checkbox"/>
Nozzle insert with order no. 4.637-032.0				
Nozzle insert up to 1,100 l/h - high pressure	87	4.769-003.0	Nozzle insert for detergent injector 3.637-001 for high-pressure detergent application. For high-pressure cleaners with a water flow rate up to 1100 l/h.	<input type="checkbox"/>
Nozzle insert up to 1,100 l/h - low pressure	88	4.769-001.0	For low pressure with machines up to 1.100 l/h	<input type="checkbox"/>
QUICK CONNECT				
Quick coupling	89	2.115-000.0	For fast changes between different spray lances/accessories. Perfect for Kärcher spray unit, suitable for trigger gun/spray lance interface. With M 22 x 1.5 internal thread.	<input type="checkbox"/>
Male coupling	90	2.115-001.0	Hardened stainless steel male coupling for quick coupling 2.115-000. With M 22 x 1.5 external thread.	<input type="checkbox"/>
DRUM AND TANK CLEANING				
Add-on kit mud sucker	91	2.641-798.0	For connection to the high-pressure hose of Kärcher high-pressure cleaners: Powerful sludge suction cleaner for the retrofitting of high-pressure cleaners to dirt pumps.	<input type="checkbox"/>
OTHER HP ACCESSORIES				
Jet gun	92	2.869-067.0	Short set-up time, easy transport, instant switch off - the jet gun is the affordable cleaning method for all kinds of small to medium-sized areas. Adjustable pressure/water volume.	<input type="checkbox"/>
COUPLING PARTS				
Rotary coupling				
Rotary coupling	93	4.111-021.0	Reliably prevents twisting of HP hoses. Connection Easy!Lock. Handle protection	<input type="checkbox"/>
Connector				
Screw socket for surface cleaners and Servo Control controllers	94	4.111-022.0	For attaching high-pressure nozzles and accessory parts to the HD trigger gun (with nozzle screws) - 1 x M 22 x 1.5/1 x M 18 x 1.5.	<input type="checkbox"/>
Y distributor	95	4.111-024.0	Offers the option to connect two spray units to the machine. Installation on the high pressure outlet.	<input type="checkbox"/>
Short spray unit	96	4.111-038.0	For attaching high-pressure nozzles and accessory parts to HP trigger gun (with nozzle screws). Not compatible with triple nozzles.	<input type="checkbox"/>
EASY!Lock adapter				
Adapter 1 M22AG-TR22AG	97	4.111-029.0	Adapter 1 to connect the old hose with the new hose	<input type="checkbox"/>
Adapter 2 M22IG-TR22AG	98	4.111-030.0	Adapter 2 to connect the old device with the new hose and the old gun with the new hose	<input type="checkbox"/>

Available accessories.


ACCESSORIES FOR HD 10/21-4 S CLASSIC

1.367-401.0



	Order no.	Description		
COUPLING PARTS				
EASY!Lock adapter				
Adapter 3 M22IG-TR22AG	99	4.111-031.0	Adapter 3 to connect the old gun with the new spray lance and new servo regulator	<input type="checkbox"/>
Adapter 4 TR22IG-D11	100	4.111-032.0	Adapter 4 to connect the new gun with the old swivel hose	<input type="checkbox"/>
Adapter 5 TR22IG-M22AG	101	4.111-033.0	Adapter 5 to connect the new gun with the old spray lance and new servo regulator with the old spray lance	<input type="checkbox"/>
Adapter 6 TR22IG-M22AG	102	4.111-034.0	Adapter 6 to connect the new device with the old hose and the old hose with the new gun	<input type="checkbox"/>
Adapter 7 M18IG-TR20AG	103	4.111-035.0	Adapter 7 to connect the old spray lance with the new nozzle	<input type="checkbox"/>
Adapter 8 TR20IG-M18AG	104	4.111-036.0	Adapter 8 to connect the new spray lance with the old nozzle	<input type="checkbox"/>
Adapter hose extension 9 TR	105	4.111-037.0	Adapter 9 to connect the new hose with the new hose	<input type="checkbox"/>
Adapter 12 rotary coupling EASY!Lock 22 IG - M22 x 1.8 AG	106	4.111-046.0	Rotatable adapter for connecting EASY!Force high-pressure gun and high-pressure hoses with M 22x1.5 connection	<input type="checkbox"/>
HOSE REELS				
Automatic, self-winding hose reels for wall mounting				
Automatic plastic hose reel incl. high-pressure hose, 15 m	107	2.639-257.0	Spring-mounted and ready-to-use automatic hose reel for wall mounting. Simplifies handling of the high-pressure hose, shortens set-up times and increases occupational safety.	<input type="checkbox"/>
Automatic hose reel, powder-coated steel / plastic, 20 m	108	6.392-074.0	Automatic hose reel for 20 m high-pressure hose. The console is made from powder-coated steel, the drum is made from plastic.	<input type="checkbox"/>
Automatic stainless steel / synthetic material hose drum, 20 m	109	6.392-083.0	Automatic hose reel for 20 m high-pressure hose. The console consists of stainless steel, the drum is made from plastic.	<input type="checkbox"/>
Automatic hose reel, coated, 20 m	110	6.392-106.0	Automatic hose reel of durable plastic. Painted steel bracket. Suitable for 20 m high-pressure hose.	<input type="checkbox"/>
Hose reel, automatic, basalt grey-coated, 20 m	111	6.392-105.0	Automatic hose reels provide the highest level of safety and convenience for winding and unwinding HP hoses. For example: order no. 6.110-011.0 (ID 8, 20 m, 315 bar) or order no. 6.110-028.0 (ID 8, 20 m, 400 bar Longlife).	<input type="checkbox"/>
Automatic hose reel, stainless steel, includes swivel holder, 20 m	112	6.392-076.0	Automatic stainless steel hose reel. With swivel holder. Suitable for 20 m high-pressure hose.	<input type="checkbox"/>

Available accessories.



ACCESSORIES FOR HD 10/21-4 S CLASSIC

1.367-401.0



	Order no.	Description		
HOSE REELS				
Automatic, self-winding hose reels for wall mounting				
Automatic stainless steel hose reel, 40 m	113	6.392-442.0	Automatic hose reels provide the highest level of safety and convenience for winding and unwinding HP hoses. Compatible high-pressure hose, e.g. order no. 6.110-076.0 (ID 8, 40 m, 400 bar, 1x hose reel connection attachment kit).	<input type="checkbox"/>
Powder-coated swivel holder	114	2.639-931.0	Swivel holder for automatic hose reel wall mounting. For maximum action radius and flexibility of high-pressure hose. Rotatable 120°. Galvanised steel.	<input type="checkbox"/>
Stainless steel swivel holder	115	2.641-867.0	Swivelling wall bracket made of high-grade steel (for 2.641-866). This makes maximum flexibility and convenience possible when working with the HP hose.	<input type="checkbox"/>
FACADE AND SOLAR PANEL CLEANING				
Brushes				
Drive for roller brush 500	116	4.762-584.0	Hydraulic drive for rotating roller brushes. For cleaning façades or solar power installations with our professional high-pressure cleaners. Installation on spray lance or telescopic lance.	<input type="checkbox"/>
Splash guard for roller brush 500	117	4.762-621.0	Splash guard with velcro fastening for rotating roller brush. Clear view of the brush thanks to transparent film, with protection against splashes at the same time.	<input type="checkbox"/>
Roller brush 500 soft	118	4.762-623.0	Soft brush attachment for use with hydraulic drive (4.762-584.0). Ideal for glass and solar power installation cleaning. Easy quick-change system and secure mounting on drive.	<input type="checkbox"/>
Roller brush 500 medium	119	4.762-624.0	Medium-hard brush attachment for use with hydraulic drive (4.762-584.0). Suitable for sensitive façades, foils and fabrics. Easy and safe quick-change system.	<input type="checkbox"/>
Roller brush 500 hard	120	4.762-625.0	Hard brush attachment for use with hydraulic drive (4.762-584.0). For rough façades, stone and wooden patios. Safe and easy quick-change system.	<input type="checkbox"/>
Brush hard	121	6.960-133.0	Brush with hard bristles for cleaning industry façades and floor coverings and removing coarse dirt. Simple installation on telescopic lances or high-pressure lances from Kärcher.	<input type="checkbox"/>
Brush medium	122	6.960-134.0	Optimally cleans façades, roller shutters and textile fabrics: the brush with medium-hard bristles for fast and simple attachment to telescopic lances or high-pressure lances from Kärcher.	<input type="checkbox"/>
Brush soft	123	6.960-135.0	For simple installation on telescopic lances or high-pressure lances from Kärcher: brush with soft bristles for deep cleaning of sensitive surfaces such as glass or solar systems.	<input type="checkbox"/>
iSolar 800 Advanced	124	6.368-094.0	iSolar 800 water-driven brush head, 800 mm wide, for water flow rates of 700-1,000 l/h. With two contra-rotating disc brushes and flexible angle joint. For photovoltaic systems.	<input type="checkbox"/>
iSolar 400 Advanced	125	6.368-092.0	iSolar 400 brush for water flow rate of 700-1,000 l/h. The water-driven disc brush with a width of 400 mm cleans small to medium-sized photovoltaic systems. Also perfect for use on elevated systems.	<input type="checkbox"/>
Telescopic lances				
TL low pressure adapter	126	4.580-097.0	TL low-pressure adapter comprising ball valve for tool-free installation on telescopic lances. Ideal for applications with rotating high-pressure brushes.	<input type="checkbox"/>

Available accessories.

ACCESSORIES FOR HD 10/21-4 S CLASSIC

1.367-401.0



	Order no.	Description		
FACADE AND SOLAR PANEL CLEANING				
Telescopic lances				
Telescopic lance TL 7 F	127	4.762-609.0	Telescopic lance TL 7 F with up to 7 m reach made from robust and lightweight glass fibre. With practical quick-release fasteners for simple retraction and extension.	<input type="checkbox"/>
Telescopic lance TL 7 H	128	4.762-610.0	Multifunctional hybrid telescopic lance TL 7 H made of rigid and lightweight carbon-glass fibre mix. Telescopic thanks to quick-release fastenings. Up to 7 m reach.	<input type="checkbox"/>
Telescopic lance TL 10 H	129	4.762-611.0	Up to 10 m reach: hybrid telescopic lance TL 10 H. Comprising carbon-glass fibre mix and suitable for multifunctional use. Simple retraction and extension thanks to quick-release fasteners.	<input type="checkbox"/>
Telescopic lance TL 10 C	130	4.762-612.0	Carbon fibre telescopic lance TL 10 C. With up to 10 m reach and practical quick-release fasteners. Multifunctional use for cleaning facades, windows or solar panels.	<input type="checkbox"/>
Telescopic lance TL 14 C	131	4.762-613.0	Maximum rigidity with minimum weight: telescopic lance TL 14 C made from carbon fibre. Enormous reach of 14 m, multifunctional use and easy to use thanks to quick-release fasteners.	<input type="checkbox"/>
TL high pressure adapter	132	4.775-154.0	TL high-pressure adapter, flexible high-pressure gun for high-pressure cleaning with telescopic lances. Ergonomic, easy to install, suitable for right- and left-handed individuals.	<input type="checkbox"/>
Water softening				
WS 50	133	6.368-463.0	The mobile WS 50 water softening unit prevents lime residue on clean surfaces. A special ion-exchange resin removes the dissolved limescale from the water.	<input type="checkbox"/>
WS 100	134	6.368-464.0	The mobile WS 100 water softening unit prevents lime residue on clean surfaces. A special ion-exchange resin removes the dissolved limescale from the water.	<input type="checkbox"/>
WS Regenerator	135	6.368-465.0	With the WS Regenerator regeneration system, the softening cartridges of the water softening units WS 50 and WS 100 can be backflushed and regenerated at the push of a button.	<input type="checkbox"/>
Hoses				
iSolar HP hose 7	136	6.392-978.0	High-quality, flexible HP hose (with rubber covering) for the iSolar TL 7. The outer layer has especially good sliding properties when extending and retracting the telescopic rod.	<input type="checkbox"/>
iSolar HP hose 10	137	6.392-977.0	High-quality, flexible HP hose (with rubber covering) for the iSolar TL 10. The outer layer has especially good sliding properties when extending and retracting the telescopic rod.	<input type="checkbox"/>
iSolar HP hose 14	138	6.392-976.0	High-quality, flexible HP hose (with rubber covering) for the iSolar TL 14. The outer layer has especially good sliding properties when extending and retracting the telescopic rod.	<input type="checkbox"/>
Attachment kits and adapters				
iSolar fall protection	139	6.988-152.0	Certified personal security system for rooftop work. Contents: Travelling fall arrestor with shock absorber and 15 m kernmantle rope, harness, anchoring sling and sheet steel case.	<input type="checkbox"/>
WET BLASTING ATTACHMENT				
Wet blasting attachment (without nozzle)				
Wet blasting attachment with flow control (without nozzles)	140	4.115-000.0	Paint, rust and scale removal made easy: Kärcher wet blasting attachment with flow control for adding blasting abrasive to the high-pressure jet.	<input type="checkbox"/>

Available accessories.

ACCESSORIES FOR HD 10/21-4 S CLASSIC

1.367-401.0



	Order no.	Description		
WET BLASTING ATTACHMENT				
Wet blasting attachment (without nozzle)				
Wet blasting attachment without flow control (nozzles not included)	141	4.115-006.0	Addition of spray agent to the high pressure jet. For paint stripping, rust removal and descaling. Assembly on spray lance instead of high-pressure nozzle. Without water flow regulation	<input type="checkbox"/>
Nozzle kits for wet jet unit				
Nozzle kit for wet jet unit 050	142	2.112-023.0	Nozzle kit with wet blasting nozzle and nozzle insert (type specific). For optimal Kärcher wet blasting attachment performance. Only in combination with wet blasting attachment .	<input type="checkbox"/>
Boron carbide nozzle				
Boron carbide, for machines from 1,000 l/h	143	6.415-083.0	In addition to nozzle packs. Very wear-resistant nozzle with boron carbide chuck for continuous-duty operation.	<input type="checkbox"/>
DRUM AND TANK CLEANING				
Barrel and tank cleaning				
Barrel cleaner BC 14/12	144	2.112-020.0	The BC 14/12 barrel cleaner is a spray unit for the interior cleaning of containers and barrels - especially oak barrels with a capacity of between 225 and 600 litres.	<input type="checkbox"/>
HKF 50 spray head, brass				
HKF 50 M spray head	145	3.631-039.0	Constant rotational speed and lightweight design: The compact interior cleaning head for cleaning vats and tanks with openings of 50 mm or wider.	<input type="checkbox"/>
	146	3.631-058.0	Compact interior cleaning head for cleaning containers with openings of 50 millimetres or wider. The device stands out from the crowd with its constant rotational speed and lightweight design.	<input type="checkbox"/>
Nozzle kit for spray head HKF 50 (3.631-009.0 / 3.631-039.0)				
Nozzle 045 for 2-nozzle operation HKF 50	147	6.415-446.0	Nozzle for dual-nozzle operation	<input type="checkbox"/>
High-pressure full jet nozzle 090 for interior cleaning heads	148	6.415-447.0	High-pressure full jet nozzle 090 for interior cleaning heads with a spray angle of 0°, made of hardened stainless steel and with 1/8-inch thread.	<input type="checkbox"/>
Double grip for precise control of spray head	149	2.863-036.0	Double handle. Precise control of the spray head	<input type="checkbox"/>
1/8" screw plug for interior cleaning heads	150	5.411-061.0	Screw plug for high-pressure interior cleaning heads with 1/8-inch thread.	<input type="checkbox"/>
WATER CONNECTION				
Geka coupling				
Geka connector with hose barb, R 1"	151	6.388-465.0	with hose barb	<input type="checkbox"/>
Geka connector with internal thread, R 1"	152	6.388-458.0	with female thread	<input type="checkbox"/>
Suction filter				
Water suction filter	153	6.414-956.0	Suitable for ponds, storage tanks or similar, polyamide filter casing, stainless steel strainer, 800 µm mesh, R 3/4" and R 1" connection, without non-return valve	<input type="checkbox"/>
Suction filter with check valve	154	4.730-012.0	Brass suction filter suitable for ponds, storage tanks, etc. With check valve.	<input type="checkbox"/>

Available accessories.

ACCESSORIES FOR HD 10/21-4 S CLASSIC 1.367-401.0



156



157



158-159



160



161



162

		Order no.	Description	
WATER CONNECTION				
Water fine filter				
Universal water fine filter, 25 µm	155	2.637-020.0	Water fine filter, mesh size 25 µm, max. temperature 50 °C. Protects the machine from small dirt particles in the water. Water volume up to 1200 l/h. 3/4" connection, with 1" adapter.	<input type="checkbox"/>
Water fine filter, with adapter	156	4.730-102.0	Fine-mesh water filter, 125 µm, max. temperature 50°C. Protects the high-pressure cleaner from dirt particles contained in the water. Water flow rate up to 1200 l/h. Connection 3/4", with adapter, 1".	<input type="checkbox"/>
Water fine filter, 100 µm, R 1"	157	2.638-270.0	Fine-mesh water filter, 100 µm, max. temperature 60°C. Connects to high-pressure cleaner. Protects the high-pressure cleaner from dirt particles contained in the water. Water flow rate up to 1200 l/h. Connector 1".	<input type="checkbox"/>
Water supply hose				
Water supply hose	158	4.440-207.0	NW 19 R1" / R 3/4", up to 85 °C, for pick-up	<input type="checkbox"/>
	159	4.440-270.0	NW 19 R1" / R1", up to 85 °C	<input type="checkbox"/>
WASHING BRUSHES				
Push-on washing brush				
Push-on wash brush	160	4.113-001.0	For universal use for surface cleaning. Mounted using clamp directly at the spray lance. TR thread connection	<input type="checkbox"/>
Rotating washing brush				
Rotating wash brush for > 1000 l/h machines, nylon bristles	161	4.113-002.0	Driven by water stream. Gently removes fine dust and traffic film from any surface. Temperature resistant up to 60°C, M 18 × 1.5 (replaceable brush insert).	<input type="checkbox"/>
Rotating wash brush for > 800 l/h machines, natural bristles	162	4.113-005.0		<input type="checkbox"/>

Available accessories.

