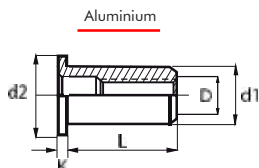
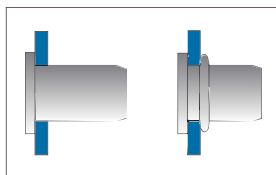




## ALUMINIUM

### CYLINDRICAL INSERT NUT Large head - open end

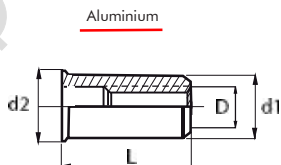
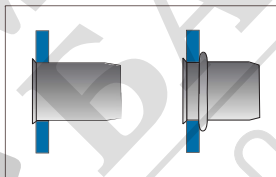


D	 MIN. mm MAX.	L Nominal mm	d1 Ø mm	d2 Ø mm	K mm	 mm	PACKAGING		 (N)	 (N)	 (Nm)	REFERENCE
							Inner	Outer				
M 4	0,5 - 2,0	9,50	5,90	9,00	1,00	6,10	500	4.000	3400	4300	2,0	0302104006
M 5	0,5 - 3,0	12,00	6,90	10,00	1,00	7,10	500	4.000	4400	8300	5,5	0302105007
	3,0 - 5,5						15,00	500				
M 6	0,5 - 3,0	14,50	8,90	13,00	1,50	9,10	250	2.000	5000	10500	9,0	0302106009
	3,0 - 5,5						16,50	250				
M 8	0,5 - 3,0	16,50	10,90	16,00	1,50	11,10	250	1.500	6000	15400	16,9	0302108011
	3,0 - 5,5						18,50	200				

Note: We manufacture insert nut aluminium with closed end under request. For detailed information on minimum quantities and delivery please contact your local BRALO representative.

## ALUMINIUM

### CYLINDRICAL INSERT NUT Reduced head - open end



D	 MIN. mm MAX.	L Nominal mm	d1 Ø mm	d2 Ø mm	 mm	PACKAGING		 (N)	 (N)	 (Nm)	REFERENCE
						Inner	Outer				
M 5	0,5 - 3,0	12,00	6,90	8,00	7,10	500	4.000	4400	8300	5,5	0302205007
M 6	0,5 - 3,0	14,50	8,90	10,00	9,10	500	3.000	5000	10500	9,0	0302206009
M 8	0,5 - 3,0	16,00	10,90	12,00	11,10	250	1.500	6000	15400	16,9	0302208011