

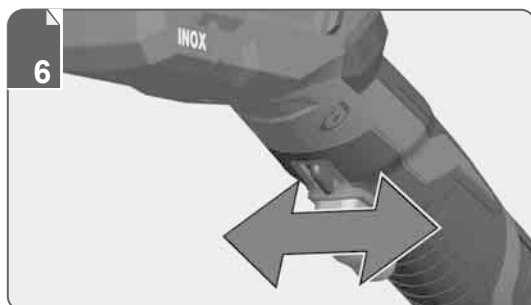
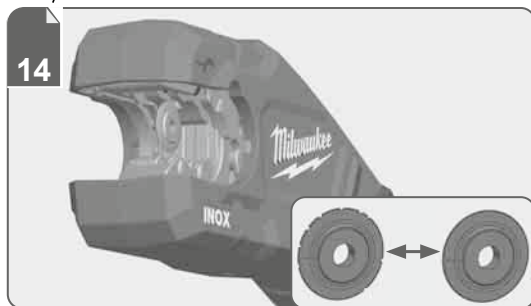
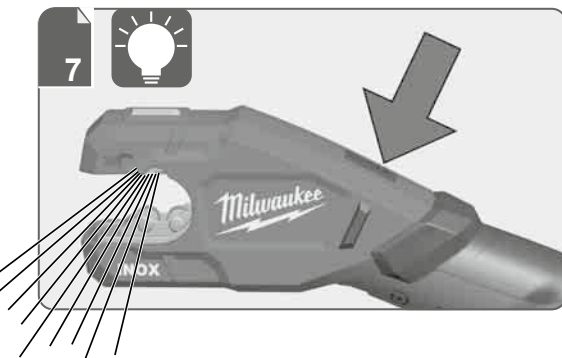
Milwaukee[®]

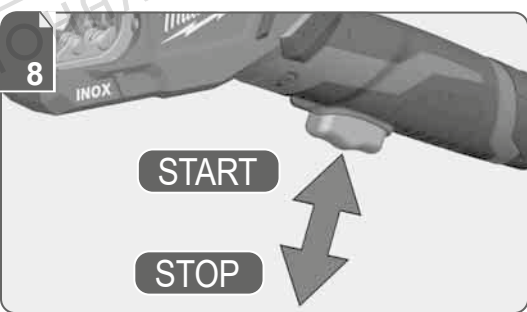

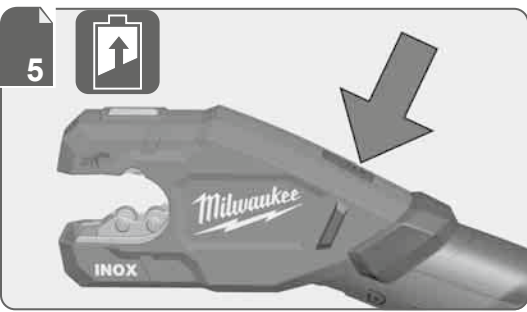
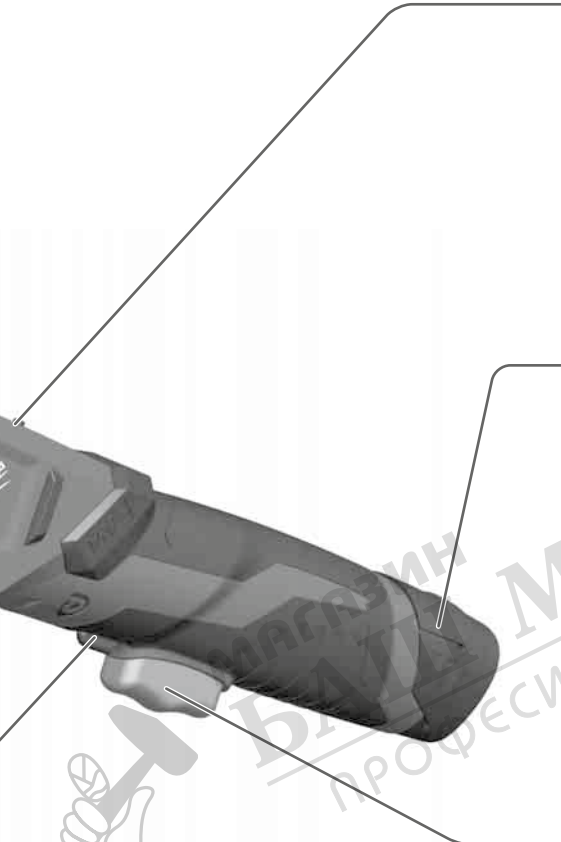
Nothing but **HEAVY DUTY**.[®]




M12 PCSS

Original instructions



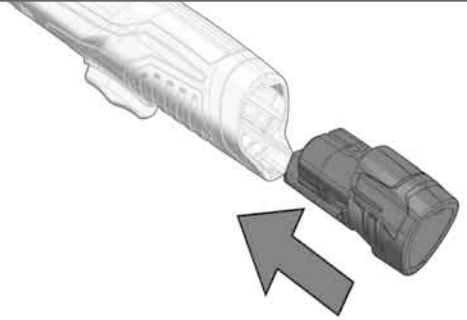


16 Text section with Technical Data, important Safety and Working Hints and description of Symbols

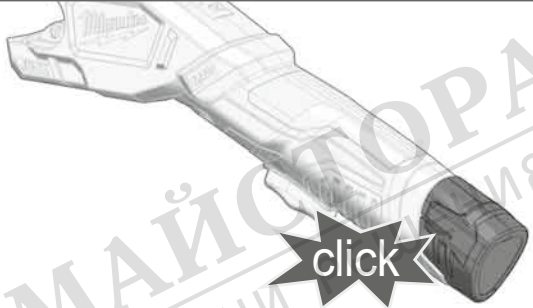


Remove the battery pack before starting any work on the machine.

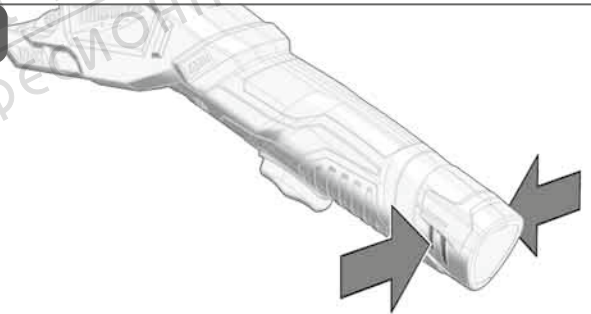
1



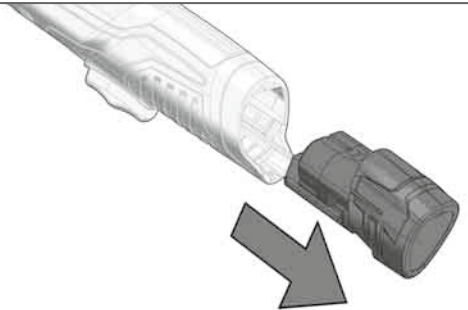
2

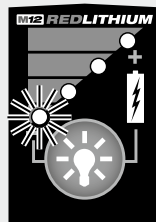
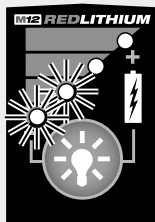
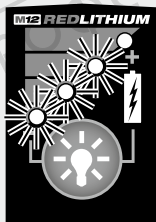

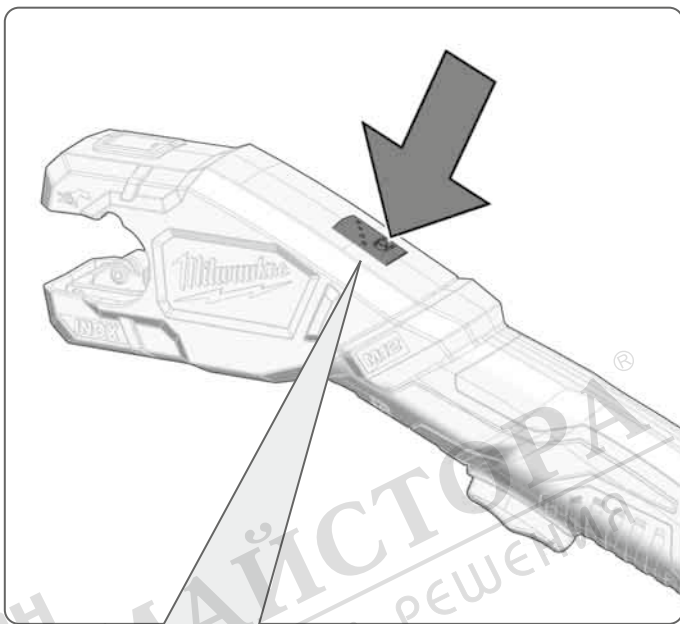
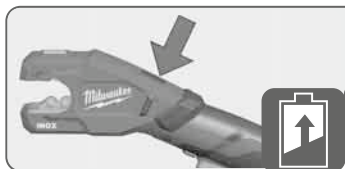


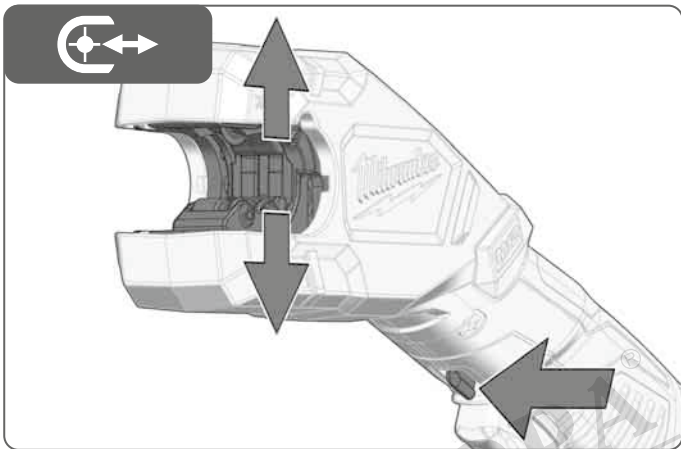

1



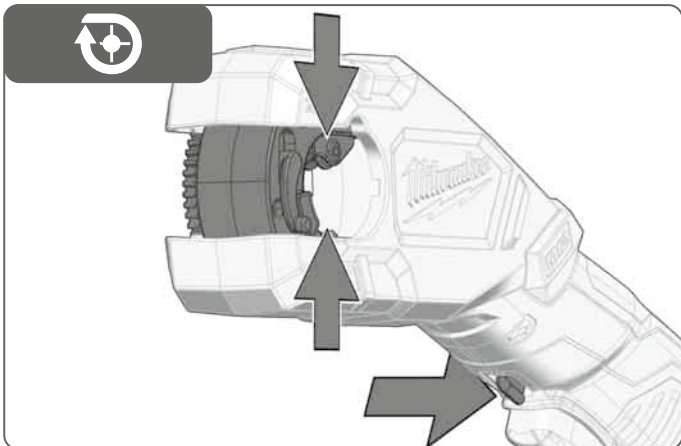
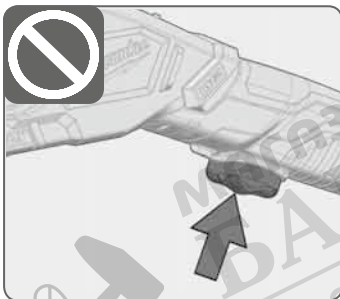
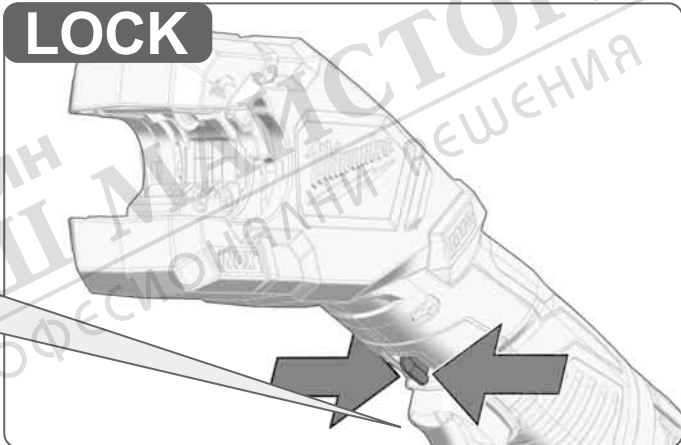
2





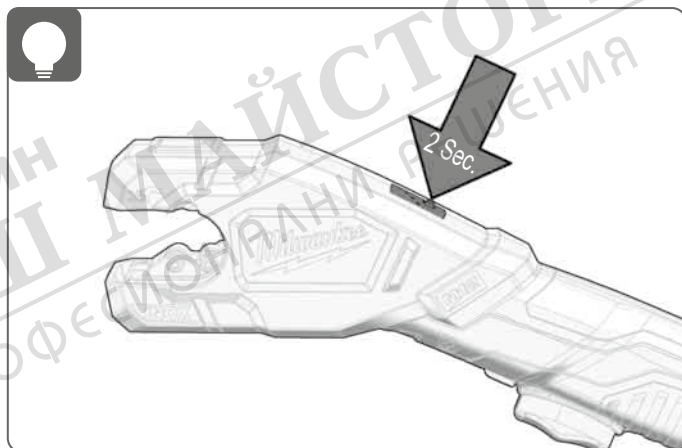
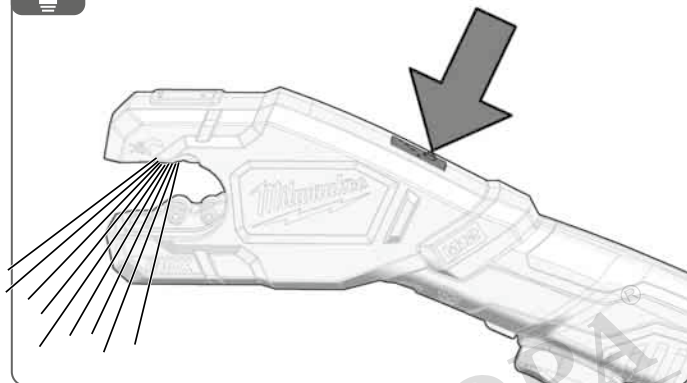


LOCK

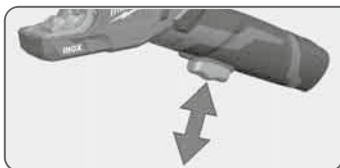




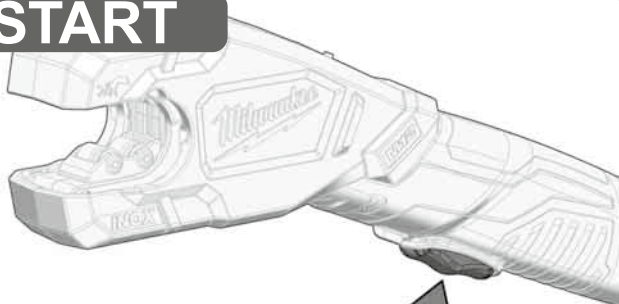
The LED will go off automatically after about a minute.



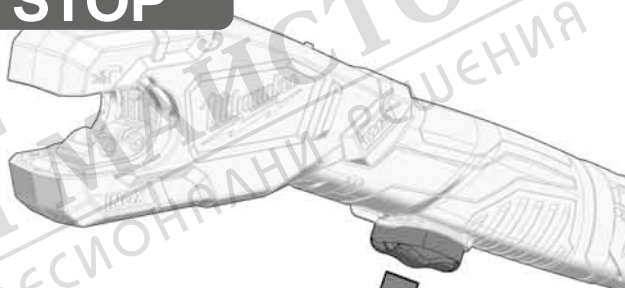
МАГАЗИН
БАШ
ПРОФЕССИОНАЛЬНЫЕ ИНСТРУМЕНТЫ
МАЙСТОРА
МАСТЕРСКИЕ ИНСТРУМЕНТЫ



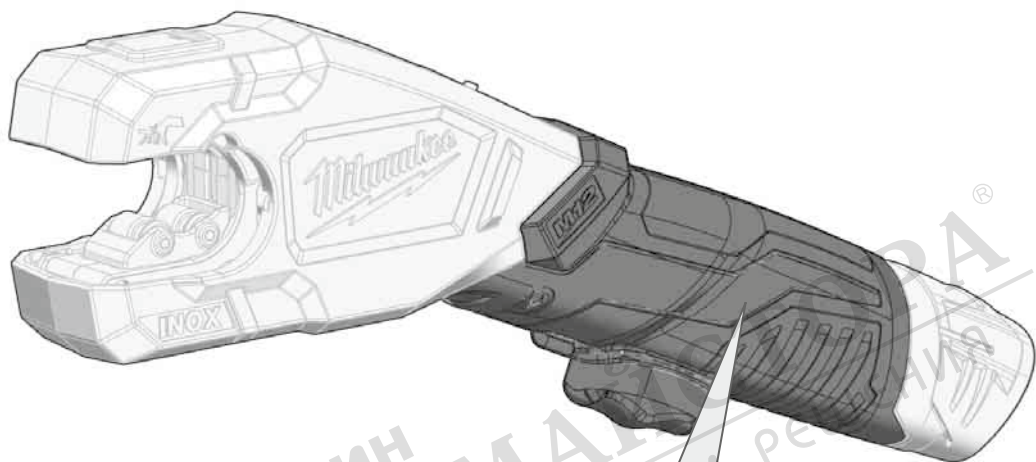
START



STOP



МАГАЗИН
БАШ
ПРОФЕССИОНАЛЬНЫЕ РЕШЕНИЯ
ИСТОРА®



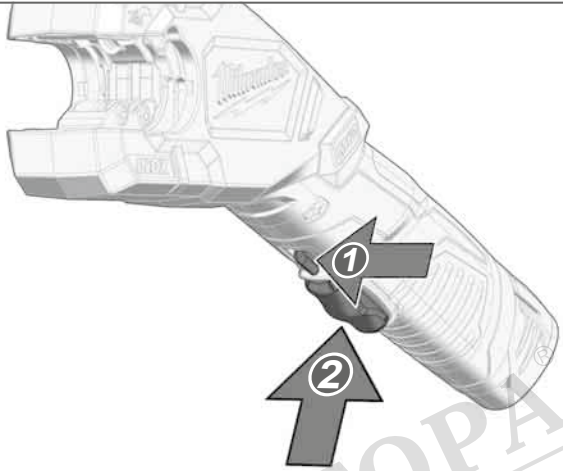
МАГАЗИН
БАШ МА

ПРОФЕСИОНАЛНИ РЕ

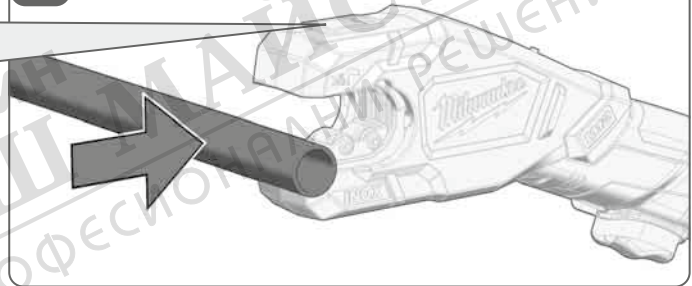
Insulated gripping surface



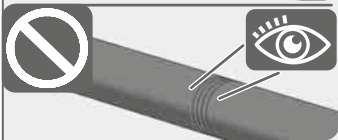
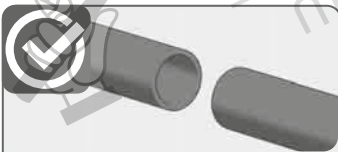
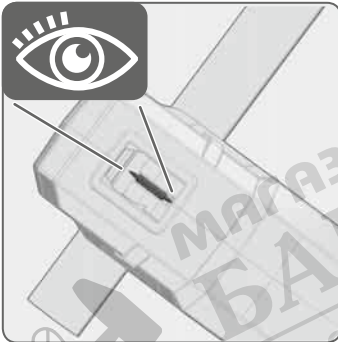
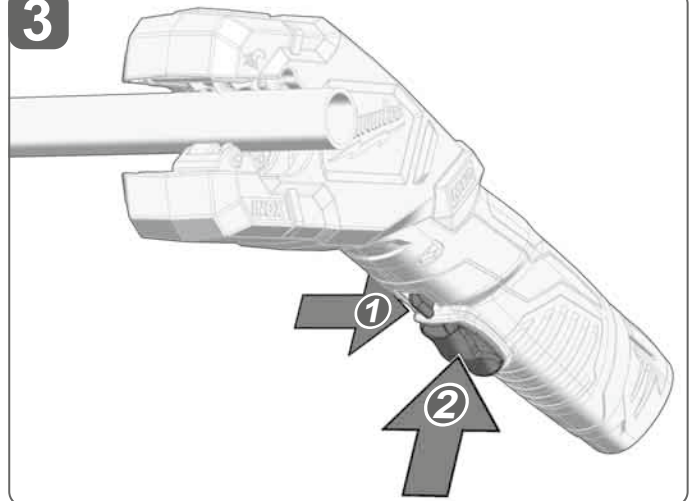
1

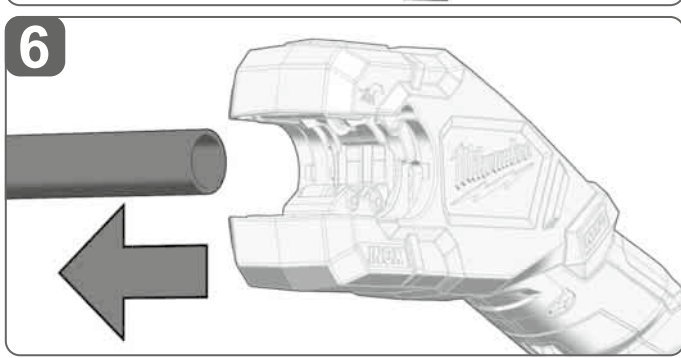
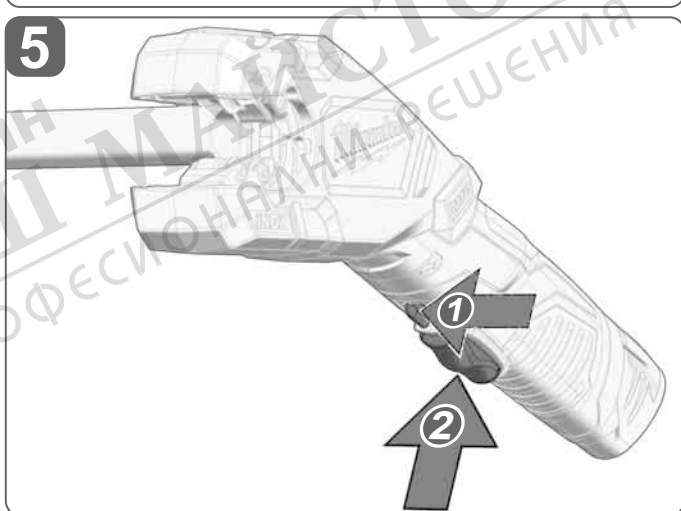
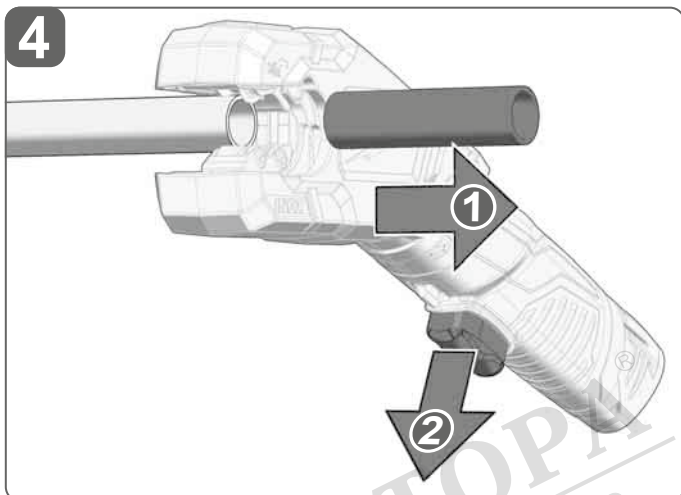
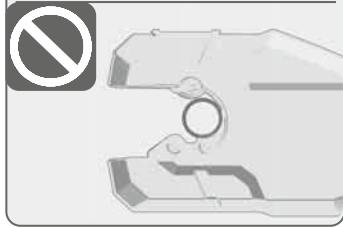
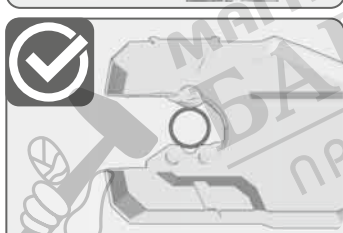
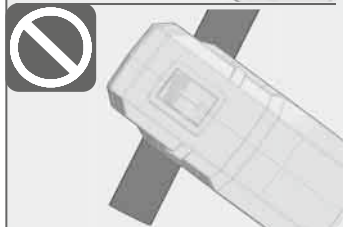


2



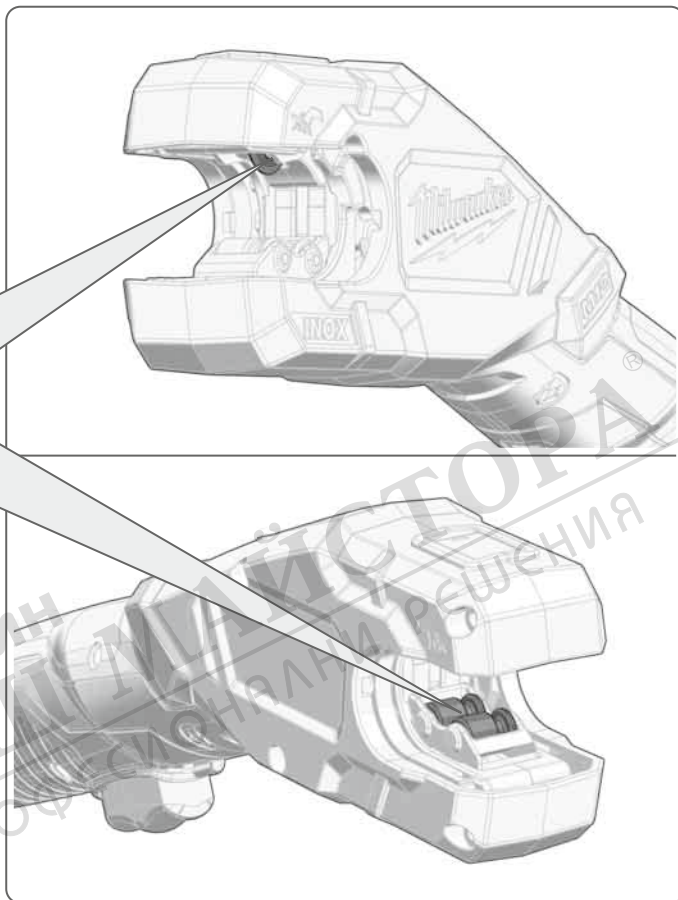
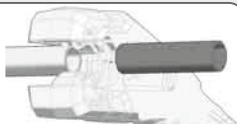
3



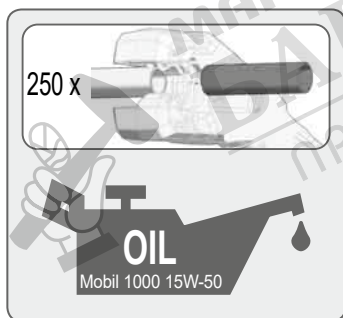
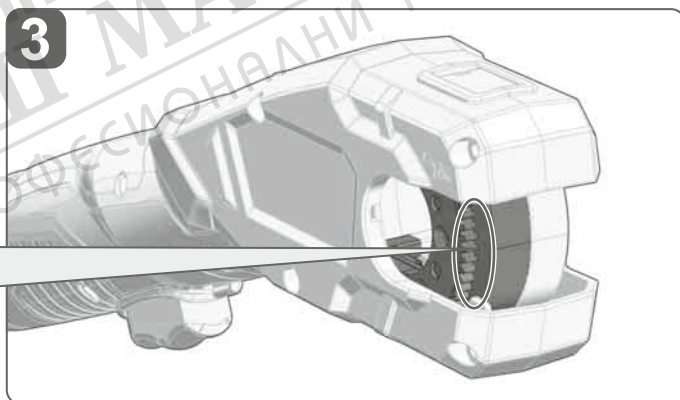
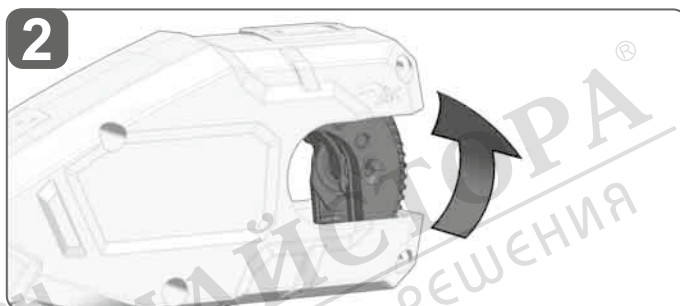
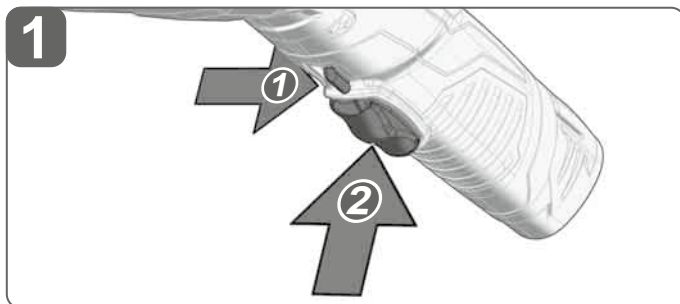


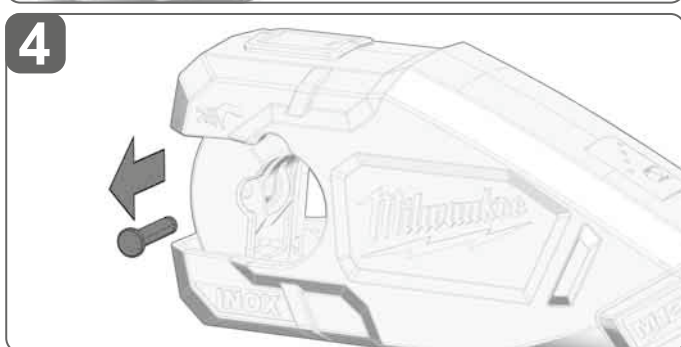
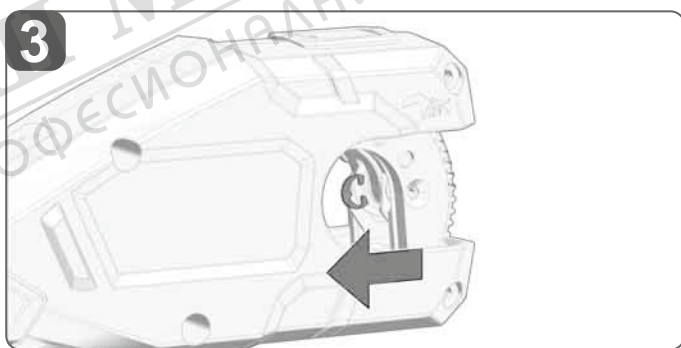
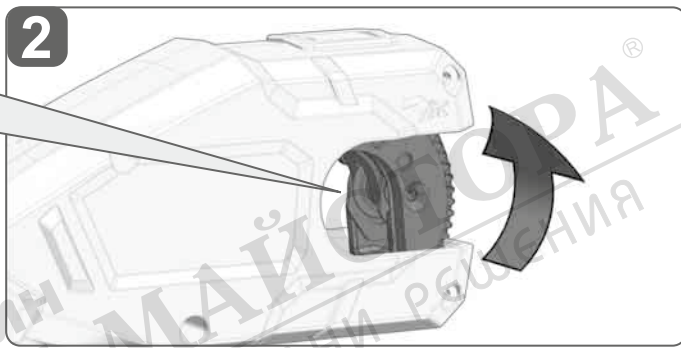
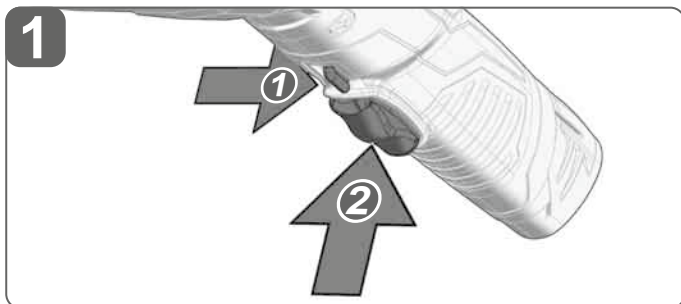
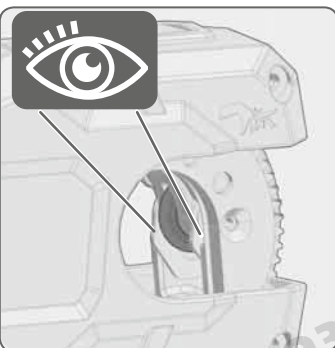
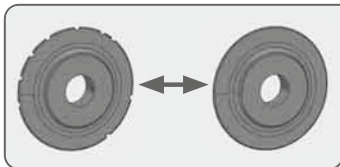





250 x

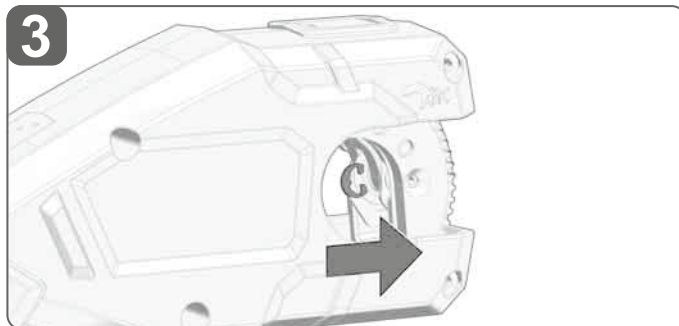
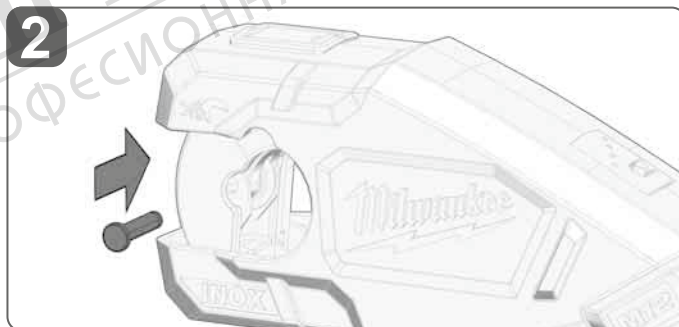
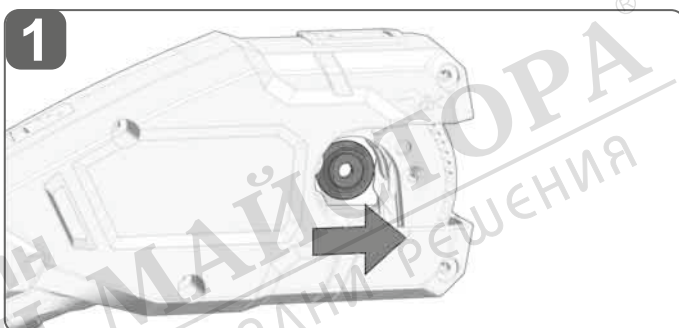
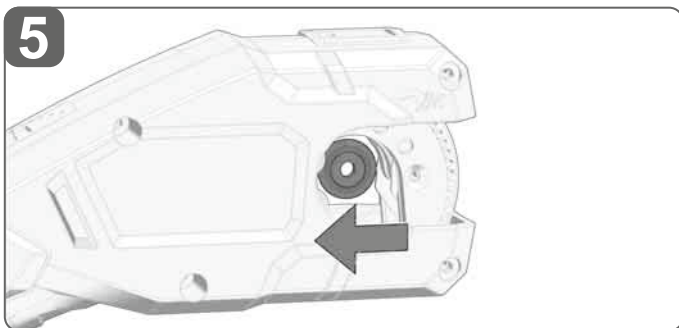


Lubricate the cutter before using it for the first time.





 <p>INOX/CU</p>	  <p>4932479243 PCSSW</p>
---	---



МАГАЗИН
БАЙТ МАЙСТОР
 ПРОФЕСІОНАЛЬНІ РЕШЕННЯ

TECHNICAL DATA

M12 PCSS

Type	Pipe Cutter
Production code	4834 70 02 XXXXXX MJJJJ
Battery voltage	12 V ---
Pipe diameter	12 mm, 15 mm, 18 mm, 22 mm, 28 mm
Weight according EPTA-Procedure 01/2014 (2,0 ... 6,0 Ah)	1,55 kg ... 1,80 kg
Recommended ambient operating temperature	-18...+50 °C
Recommended battery types	M12B...
Recommended charger	M12-18 C; M12-18 FC; M12-18 AC; M12 C4; C12 C

Noise information:

Measured values determined according to EN 62841.

Typically, the A-weighted noise levels of the tool are:

Sound pressure level / Uncertainty K

70 dB(A) / 3 dB(A)

Sound power level / Uncertainty K

81 dB(A) / 3 dB(A)

Always wear ear protectors!

Vibration information: Total vibration values (vector sum in the three axes) determined according to EN 62841.

Vibration emission value a_h / Uncertainty K

1,5 m/s² / 1,5m/s²

⚠ WARNING!

The vibration and noise emission level given in this information sheet has been measured in accordance with a standardized test given in EN 62841 and may be used to compare one tool with another. It may be used for a preliminary assessment of exposure.

The declared vibration and noise emission level represents the main applications of the tool. However if the tool is used for different applications, with different accessories or poorly maintained, the vibration and noise emission may differ. This may significantly increase the exposure level over the total working period.

An estimation of the level of exposure to vibration and noise should also take into account the times when the tool is switched off or when it is running but not actually doing the job. This may significantly reduce the exposure level over the total working period.

Identify additional safety measures to protect the operator from the effects of vibration and/or noise such as: maintain the tool and the accessories, keep the hands warm, organization of work patterns.

⚠ WARNING Read all safety warnings, instructions, illustrations and specifications provided with this power tool. Failure to follow all instructions listed below may result in electric shock, fire and/or serious injury.

Save all warnings and instructions for future reference.

Use only System M12 chargers for charging System M12 battery packs. Do not use battery packs from other systems.

Battery acid may leak from damaged batteries under extreme load or extreme temperatures. In case of contact with battery acid wash it off immediately with soap and water. In case of eye contact rinse thoroughly for at least 10 minutes and immediately seek medical attention.

Warning! To reduce the risk of fire, personal injury, and product damage due to a short circuit, never immerse your tool, battery pack or charger in fluid or allow a fluid to flow inside them. Corrosive or conductive fluids, such as seawater, certain industrial chemicals, and bleach or bleach containing products, etc., can cause a short circuit.

SAFETY INSTRUCTIONS

Wear ear protectors. Exposure to noise can cause hearing loss.

Always wear goggles when using the machine. It is recommended to wear gloves, sturdy non slipping shoes and apron.

Keep hands and loose clothes away from all cutting edges and moving parts.

To reduce the risk of explosion, electric shock and property damage, never cut gas lines, electrical lines, or full water lines. Shut off water and drain lines before making a cut.

Switch the device off immediately if the insertion tool stalls! Do not switch the device on again while the insertion tool is stalled, as doing so could trigger a sudden recoil with a high reactive force. Determine why the insertion tool stalled and rectify this, paying heed to the safety instructions.

The possible causes may be:

- it is tilted in the workpiece to be machined
- it has pierced through the material to be machined
- the power tool is overloaded

Do not reach into the machine while it is running.

The insertion tool may become hot during use.

WARNING! Danger of burns

- when changing tools
- when setting the device down

Remove the battery pack before starting any work on the machine.

Do not dispose of used battery packs in the household refuse or by burning them. Milwaukee Distributors offer to retrieve old batteries to protect our environment.

Do not store the battery pack together with metal objects (short circuit risk).

SPECIFIED CONDITIONS OF USE

The pipe cutter is designed for cutting stainless steel, galvanized steel and copper pipe.

Do not work on pieces of tubing less than 12.5 mm long. Small or bent pieces can be pulled into the jaws of the cutting tool and damage it.

Do not use this product in any other way as stated for normal use.

RESIDUAL RISK

Even when the product is used as prescribed, it is still impossible to completely eliminate certain residual risk factors. The following hazards may arise in use and the operator should pay special attention to avoid the following:

- Injury caused by vibration
Hold the product by designated handles and restrict working time and exposure.
- Exposure to noise can cause hearing injury.
Wear ear protection and limit exposure.
- Injury due to flying debris
Wear eye protection, heavy long trousers, gloves and substantial footwear at all times.
- Inhalation of toxic dusts.

Use of Li-Ion batteries

Batteries which have not been used for some time should be recharged before use.

Temperatures in excess of 50°C (122°F) reduce the performance of the battery. Avoid extended exposure to heat or sunshine (risk of overheating).

The contacts of chargers and battery packs must be kept clean.

For an optimum life-time, the batteries have to be fully charged, after used.

To obtain the longest possible battery life remove the battery pack from the charger once it is fully charged.

For battery storage longer than 30 days:

Store the battery where the temperature is below 27°C and away from moisture

Store the battery in a 30% - 50% charged condition

Every six months of storage, charge the battery as normal.

Battery protection for Li-Ion batteries

In extremely high torque, binding, stalling and short circuit situations that cause high current draw, the tool will vibrate for about 5 seconds, the fuel gauge will flash, and then the tool will turn OFF. To reset, release the trigger.

Under extreme circumstances, the internal temperature of the battery could become too high. If this happens, the fuel gauge will flash and the battery pack cool and then continue work.

Transport of Li-Ion batteries

Lithium-ion batteries are subject to the Dangerous Goods Legislation requirements.

Transportation of those batteries has to be done in accordance with local, national and international provisions and regulations.

- The user can transport the batteries by road without further requirements.
- Commercial transport of Lithium-Ion batteries by third parties is subject to Dangerous Goods regulations. Transport preparation and transport are exclusively to be carried out by appropriately trained persons and the process has to be accompanied by corresponding experts.

When transporting batteries:

- Ensure that battery contact terminals are protected and insulated to prevent short circuit.
- Ensure that battery pack is secured against movement within packaging.
- Do not transport batteries that are cracked or leak.

Check with forwarding company for further advice

CLEANING

The ventilation slots of the machine must be kept clear at all times.

MAINTENANCE

Use only Milwaukee accessories and Milwaukee spare parts. Should components need to be replaced which have not been described, please contact one of our Milwaukee service agents (see our list of guarantee/ service addresses).

If needed, an exploded view of the tool can be ordered. Please state the machine type printed as well as the six-digit No. on the label and order the drawing at your local service agents or directly at: Techtronic Industries GmbH, Max-Eyth-Straße 10, 71364 Winnenden, Germany.

	Please read the instructions carefully before starting the machine.
	CAUTION! WARNING! DANGER!
	Remove the battery pack before starting any work on the machine.
	Always wear goggles when using the machine.
	Wear gloves!
	Keep hands away from all cutting edges and moving parts. Fingers can be pulled into cutting carriage and be cut or crushed.
	Carriage open.
	Cutting
	Accessory - Not included in standard equipment, available as an accessory.
	Do not dispose of waste batteries, waste electrical and electronic equipment as unsorted municipal waste. Waste batteries and waste electrical and electronic equipment must be collected separately. Waste batteries, waste accumulators and light sources have to be removed from equipment. Check with your local authority or retailer for recycling advice and collection point. According to local regulations retailers may have an obligation to take back waste batteries and Waste electrical and electronic equipment free of charge. Your contribution to re-use and recycling of waste batteries and waste electrical and electronic equipment helps to reduce the demand of raw materials. Waste batteries, in particular containing lithium and waste Electrical and electronic equipment contain valuable, recyclable materials, which can adversely impact the environment and the human health, if not disposed of in an environmentally compatible manner. Delete personal data from waste equipment, if any.
	Voltage
	Direct Current
	European Conformity Mark
	UK Conformity Mark
	Ukraine Conformity Mark
	EurAsian Conformity Mark



МАГАЗИН
БАШ МАЙСТОРА[®]
ПРОФЕСИОНАЛНИ РЕШЕНИЯ

Copyright 2022

Techtronic Industries GmbH
Max-Eyth-Str. 10
71364 Winnenden
Germany

+49 (0) 7195-12-0

www.milwaukeeetool.eu

Techtronic Industries (UK) Ltd
Parkway
Marlow SL7 1YL
UK

(08.22)

4100 4705 56