

40V Max Brushless 185mm Rear Handle Saw



HEAVY DUTY BRUSHLESS



Up to **25%**
MORE POWER

Product Statement



40V Max Brushless 185mm Rear Handle Saw

The 40V Max XGT Brushless 185mm (7-1/4") Rear Handle Saw (RS001G) provides cordless convenience, while taking on high-demand applications. The Makita-built brushless motor delivers 6,400 RPM for high-speed cutting performance. With a large cutting capacity of 65mm this saw is ideal for framers, builders, roofers, forming, and more.

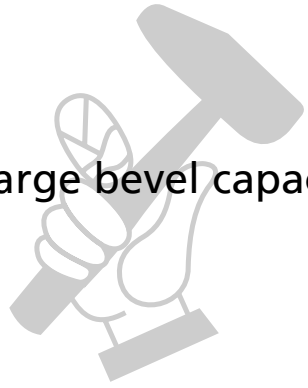
This saw features an electric brake for maximum productivity and Automatic Torque Drive Technology adjusts cutting speed under load for optimum cutting performance. The saw is also equipped with Makita's Extreme Protection Technology (XPT), designed to improve a tool's operation and durability in harsh conditions.



Product Overview



HEAVY DUTY BRUSHLESS



МАГАЗИНЫ
БАВЕНСКОГО
ТОПОРА
ПРЕЖДЕ
ВРЕМЕНИ

Product Specifications



HEAVY DUTY BRUSHLESS



Max. cutting capacities at 0°	65mm
Max. cutting capacities at 45°	45mm
Max. cutting capacities at max bevel	38mm
Bevel capacity	0°-53°
Blade diameter	185mm (7-1/4")
Bore diameter	20mm
No load speed	6,400rpm
Overall length	446mm
Skin weight	4.4kg
Weight (with battery)	5.6kg (BL4050F)
Voltage	40V Max

- **Automatic torque drive** – automatically optimises the rpm to torque ratio to produce the fastest cut in light or hard applications. High blade speed in light material cutting and high torque in heavy material.
- **Dust extraction port** – when performing clean cutting operation, connect a compatible dust extraction system to your tool. Connect the hose of the vacuum cleaner to the dust nozzle using the front cuff 24.
- **Large bevel capacity** – 0°- 53° bevel capacity with positive stops at 22.5°, 45°, and 53°
- **Magnesium base** – die-cast magnesium base and blade guard along with a die-cast aluminum blade cover and motor housing provide a lightweight design whilst also ensuring the housing is highly durable.
- **Rafter hook** – Retractable, extra-wide tool hook secures the tool when not in use with a 66mm width.
- **Lightweight design**– high power 40V Max XGT battery and BL motor provides comfortable cutting in an ergonomically well balanced design.
- **eXtreme Protection Technology (XPT)** – is an advanced series of seals and channels to direct dust and moisture away from critical components ensuring the durability of the product in the toughest conditions.
- **Electric brake** – rapidly stops the blade rotation after the switch has been disengaged
- **Soft start** – minimises start-up shock, and makes the tool start smoothly

Advantages



HEAVY DUTY BRUSHLESS

Heavy Duty Power



Performing cuts up to 25% faster than the 18Vx2 LXT Equivalent

Safety



Safety protection with electric brake and soft-start for user safety

Innovation



Innovative technology with automatic torque drive optimising cutting speed and torque

Speed



Fastest in class cutting speed with 6,400rpm

XGT Cutting Power

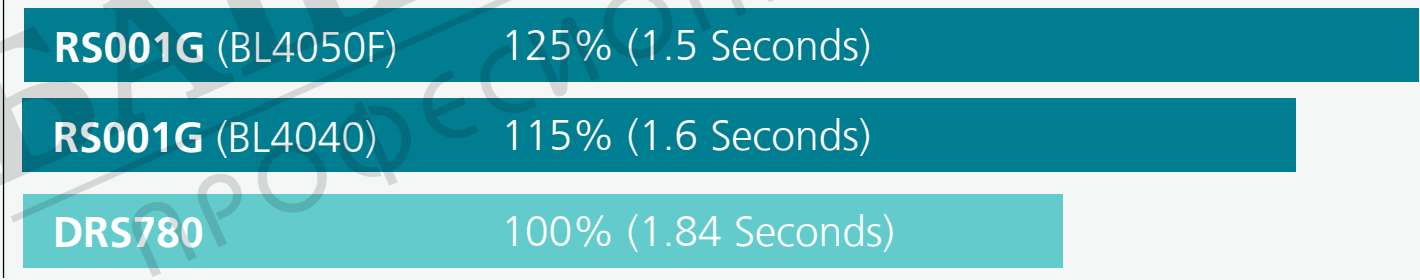
Up to
25%
More
Power

Test: Cutting melapi 300 x 60mm

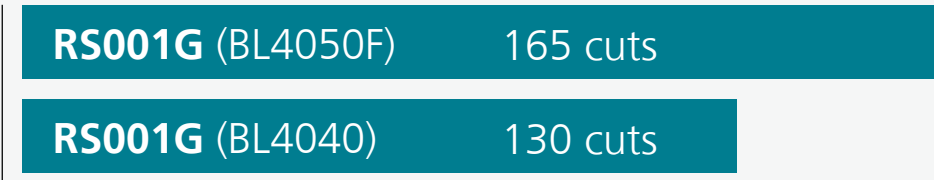
- RS001G – 5.0Ah (180Wh) Battery
- RS001G – 4.0Ah (144Wh) Battery
- DRS780 – 2x 6.0Ah (216Wh) Battery



Speed:







Runtime:



Our Range



HEAVY DUTY BRUSHLESS

	RS002G	RS001G	HS004G	HS003G
				
Max. cutting capacities at 0°	95mm	65mm	60mm	66mm
Max. cutting capacities at 45°	70mm	45mm	43mm	45.5mm
Max. cutting capacities at max bevel	54.5mm	38mm	41mm	34mm
Bevel capacity	0°-56°	0°-53°	0°- 48°	0°- 56°
Blade diameter	260mm (10-1/4")	185mm (7-1/4")	185mm (7-1/4")	185mm (7-1/4")
Bore diameter	30mm	20mm	20mm	20mm
No load speed	4,000rpm	6,400rpm	6,000rpm	6,000rpm
Overall length	489mm	446mm	337mm	331mm
Skin weight	5.0kg	4.4kg	3.7kg	3.4kg
Weight (with battery)	6.3kg (BL4050F)	5.6kg (BL4050F)	4.7kg (BL4040)	4.4kg (BL4040)
Voltage	40V Max	40V Max	40V Max	40V Max

Standard Accessories		
	B-62044	EFFICUT TCT SAW BLADE 185MM X 20 X 24T
	782016-4	OFFSET WRENCH 13
	165153-3	Guide Rule

Optional Accessories		
	B-62044 B-68591	Efficut TCT Saw Blades 185x20x24T 185x20x45T Link to Efficut Saw Blades
	B-15148-5 B-15148-20 B-15154	BlueMak TCT Saw Blades 185x20x24T (5PK) 185x20x24T (20PK) 185x20x40T Link to BlueMak Saw Blades
	B-49161 B-49177 B-55273	M-Force TCT Saw Blades 185x20x16T 185x20x24T 185x20x36T Link to Knot & Nail Saw Blades
	B-30798 B-30807	Knot & Nail TCT Saw Blades 185x20x24T 185x20x40T Link to Knot & Nail Saw Blades
	D-51487 D-51493 D-51502	Economy TCT Saw Blades 185x20x16T 185x20x24T 185x20x40T Link to Economy Saw Blades