

DEWALT®

Laser Safety, Maintenance, and Warranty

English

Dansk

Deutsch

Français

Norsk

Suomi

Svenska

Espanol

Italiano

Nederlands

Português

Türkçe

Ελληνικά



Please read these instructions before operating the product

DEWALT®

Laser Safety, Maintenance, and Warranty

Congratulations!

You have chosen a DEWALT tool. Years of experience, thorough product development and innovation make DEWALT one of the most reliable partners for professional tool users.

Definitions: Safety Guidelines

The definitions below describe the level of severity for each signal word. Please read the manual and pay attention to these symbols.

⚠DANGER: Indicates an imminently hazardous situation which, if not avoided, will result in death or serious injury.

⚠WARNING: Indicates a potentially hazardous situation which, if not avoided, could result in death or serious injury.

⚠CAUTION: Indicates a potentially hazardous situation which, if not avoided, may result in minor or moderate injury.

CAUTION: Used without the safety alert symbol indicates a potentially hazardous situation which, if not avoided, may result in property damage.

IF YOU HAVE ANY QUESTIONS OR COMMENTS ABOUT THIS OR ANY DEWALT TOOL, CALL US AT: Tel: 01753-56 70 55 Fax: 01753-57 21 12 OR VISIT OUR WEBSITE: **www.DEWALT.eu**



WARNING: To reduce the risk of injury, read this Safety Manual as well as the Operator Instruction Manual.

SAVE ALL WARNINGS AND INSTRUCTIONS FOR FUTURE REFERENCE

Definitions: Safety Guidelines

The definitions below describe the level of severity for each signal word. Please read the manual and pay attention to these symbols.



DANGER: Indicates an imminently hazardous situation which, if not avoided, **will** result in **death or serious injury**.



WARNING: Indicates a potentially hazardous situation which, if not avoided, **could** result in **death or serious injury**.



CAUTION: Indicates a potentially hazardous situation which, if not avoided, **may** result in **minor or moderate injury**.

NOTICE: Indicates a practice **not related to personal injury** which, if not avoided, **may** result in **property damage**.



Denotes risk of electric shock.



Denotes risk of fire.

Safety Instructions for Lasers



WARNING! Read and understand all instructions. Failure to follow all instructions listed below may result in electric shock, fire and/or serious personal injury.

⚠ WARNING! Laser Radiation Exposure. Do not disassemble or modify the laser level. There are no user serviceable parts inside. Serious eye injury could result.

ENGLISH

⚠WARNING: Hazardous Radiation. Use of controls or adjustments or performance of procedures other than those specified herein may result in hazardous radiation exposure.

- **Use the laser only with the specifically designated batteries.** Use of any other batteries may create a risk of fire.
 - **Store idle laser out of reach of children and other untrained persons.** Lasers can be dangerous in the hands of untrained users.
 - **Use only accessories that are recommended by the manufacturer for your model.** Accessories that may be suitable for one laser, may create a risk of injury when used on another laser.
 - **Tool service must be performed only by qualified repair personnel.** Service or maintenance performed by unqualified personnel may result in injury. To locate your nearest DeWALT service center Tel: 01753-56 70 55 or go to www.DeWALT.eu
 - **Do not stare into the beam or use optical tools such as a telescope or transit to view the laser beam.** Serious eye injury could result.
 - **Do not place the laser in a position which may cause anyone to intentionally or unintentionally stare into the laser beam.** Serious eye injury could result.
 - **Turn the laser off when it is not in use.** Leaving the laser on increases the risk of staring into the laser beam.
 - **Do not disassemble the laser tool.** There are no user serviceable parts inside.
 - **Do not modify the laser in any way.** Modifying the tool may result in Hazardous Laser Radiation Exposure.
 - **Do not operate the laser around children or allow children to operate the laser.** Serious eye injury may result.
 - **Position the laser securely on a level surface.** Damage to the laser or serious injury could result if the laser falls.
 - **This tool comes fully assembled.** This tool has been designed with features that allow for quick and easy set-up. Please read and understand all instructions within the instruction manual prior to use.
 -
-


- An exposure to the beam of a Class 2 laser is considered safe for a maximum of 0.25 seconds. Eyelid reflexes will normally provide adequate protection.

Residual Risks

The following risks are inherent to the use of this device:

- *injuries caused by staring into laser beam.*

LABELING

- **Do not remove or deface warning labels.** If labels are removed, user or others may inadvertently expose themselves to radiation.
- The label on your tool may include the following symbols.
 - V volts
 - mW milliwatts
 -  laser warning symbol
 - nm wavelength in nanometers

The following pictographs are shown on the tool:




Read the instruction manual before use

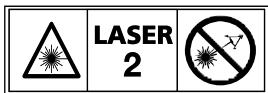
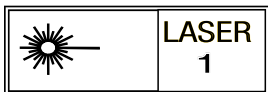


Laser warning




Do not stare into the laser beam.

 The following label samples are placed on your laser tool to inform you of the laser class for your convenience and safety. Please also reference the Product Instruction Manual for the specifics on your particular product model.



DECLARATION OF CONFORMITY

 The DeWALT Tool Co declares that the CE Mark has been applied to this product in accordance with the CE Marking Directive 93/68/EEC.



IEC 60825-1

This product conforms to IEC 60825-1
For further details please refer to www.DeWALT.eu

MAINTENANCE

- To maintain the accuracy of your work, check the laser often to make sure it is properly calibrated. See Field Calibration Check instructions in your Operators Manual.
- Calibration checks and other maintenance repairs may be performed by DeWALT service centers.
- When not in use, store the laser in the kit box provided. Do not store your laser at temperatures below -20°C (-5°F) or above 60°C (140°F).
- Do not store your laser in the kit box if the laser is wet. The laser should be dried first with a soft dry cloth.

CLEANING

Exterior plastic parts may be cleaned with a damp cloth. Although these parts are solvent resistant, NEVER use solvents. Use a soft, dry cloth to remove moisture from the tool before storage.

SERVICE

NOTE: Disassembling the laser level will void all warranties on the product.

To assure product **SAFETY** and **RELIABILITY**, repairs, maintenance and adjustment should be performed by authorized service centers. Have your tool serviced by a qualified repair person using only identical replacement parts. This will ensure that the safety of the tool is maintained.

Service or maintenance performed by unqualified personnel may result in a risk of injury. To locate your nearest DeWALT service center go to **www.DeWALT.eu**

ACCESSORIES

⚠ WARNING: Since accessories, other than those offered by DeWALT, have not been tested with this product, use of such accessories with this tool could be hazardous. To reduce the risk of injury, only DeWALT recommended accessories should be used with this product. Accessories that may be suitable for one tool, may become hazardous when used on another tool.

ENGLISH

Recommended accessories for use with your tool are available at extra cost from your local dealer or authorized service center. If you need assistance in locating any accessory, please contact

DeWALT

210 Bath Road; Slough, Berks SL1 3YD

Tel: 01753-56 70 55 Fax: 01753-57 21 12

or visit our website: **www.DeWALT.eu**

Your tool may be supplied with a magnetic support bracket. This bracket allows the unit to be mounted to any upright surface made of steel or iron using the magnets located on the back of the bracket.

▲ CAUTION: Do not stand underneath the laser when it is mounted with the magnetic bracket. Serious personal injury or damage to the laser may result if the laser falls.



МАГАЗИН
БАШ МАКЕТОРА
ПРОФЕСИОНАЛНИ РЕШЕНИЯ

ELECTRICAL SAFETY

- Use battery operated tool only with the specifically designed batteries. Use of any other batteries may create a risk of fire.

⚠WARNING: Batteries can explode, or leak, and can cause injury or fire. To reduce this risk:

- Carefully follow all instructions and warnings on the battery label and package.
- Always insert batteries correctly with regard to polarity (+ and -), marked on the battery and the equipment.
- Do not short battery terminals.
- Do not charge batteries.
- Do not mix old and new batteries. Replace all of them at the same time with new batteries of the same brand and type.
- Remove dead batteries immediately and dispose of per local codes.
- Do not dispose of batteries in fire.
- Keep batteries out of reach of children.
- Remove batteries if the device will not be used for several months.

End of Life



- DO NOT dispose of this product with household waste.
- ALWAYS dispose of batteries per local code.
- PLEASE RECYCLE in line with local provisions for the collection and disposal of electrical and electronic waste under the WEEE Directive.

GUARANTEE

DeWALT is confident of the quality of its products and offers an outstanding guarantee for professional users of the product. This guarantee statement is in addition to and in no way prejudices your contractual rights as a professional user or your statutory rights as a private non-professional user. The guarantee is valid within the territories of the Member States of the European Union and the European Free Trade Area.

• 30 DAY NO RISK SATISFACTION GUARANTEE •

If you are not completely satisfied with the performance of your DeWALT tool, simply return it within 30 days, complete with all original components, as purchased, to the point of purchase, for a full refund or exchange. The product must have been subject to fair wear and tear and proof of purchase must be produced.

• ONE YEAR FREE SERVICE CONTRACT •

If you need maintenance or service for your DeWALT tool, in the 12 months following purchase, you are entitled to one service free of charge. It will be undertaken free of charge at an authorised DeWALT repair agent. Proof of purchase must be produced. Includes labour. Excludes accessories and spare parts unless failed under warranty.

• ONE YEAR FULL WARRANTY •

If your DeWALT product becomes defective due to faulty materials or workmanship within 12 months from the date of purchase, DeWALT guarantees to replace all defective parts free of charge or – at our discretion – replace the unit free of charge provided that:

- The product has not been misused;
 - The product has been subject to fair wear and tear;
 - Repairs have not been attempted by unauthorised persons;
 - Proof of purchase is produced.
 - The product is returned complete with all original components
-

If you wish to make a claim, contact your seller or check the location of your nearest authorised DeWALT repair agent in the DeWALT catalogue or contact your DeWALT office at the address indicated in this manual. A list of authorised DeWALT repair agents and full details of our after-sales service is available on the Internet at: **www.**

DeWALT.eu

