

Makita

18V Brushless 1/2" Detent Pin Impact Wrench

DTV701



BRUSHLESS

Product Objectives

- Designed to provide a compact yet powerful impact wrench to suit the needs of various trades such as manufacturing technicians, mechanics and fabricators.
- Develop a brushless impact wrenches that is more powerful and more compact than the previous model. Including innovative new technology that increases user productivity



Product Overview

Forward & Reverse
Automatic Stop

Twin LED Job light

Trigger switch with
Quick Trigger mode

Ergonomic Handle

Unique rubber joints

4 Stage Power Selection

eXtreme Protection Technology



МАГАЗИН МАСТЕРА
БАШ
ПРОФЕССИОНАЛЬНЫЕ РЕШЕНИЯ

Product Specification Sheet



Max. capacities standard bolt	M10 - M24
Max. capacities high tensile bolt	M10 - M16
No load speed	Max: 0 - 2,200rpm, Hard: 0 - 1,900rpm, Medium: 0 - 1,200rpm, Soft: 0 - 500rpm
Impact rate	Max: 0 - 2,700ipm, Hard: 0 - 2,400ipm, Medium: 0 - 1,700ipm, Soft: 0 - 1,000ipm
Max. fastening torque	700Nm
Nut busting torque	1,000Nm
Drive shank	12.7mm (1/2") Square
Overall length	170mm
Skin weight	2.1kg
Weight (with battery)	2.7kg
Voltage	18V

- **Forward & Reverse Automatic Stop** - Forward & Reverse Automatic Stop, with 6 modes for customized applications for greater control and convenience.
- **Twin LED Job light** – with pre-glow and after-glow function to illuminate workpiece.
- **Electronic 4 stage impact selection** – Max/Hard/Medium/Soft impact power can be selected to suit the application, simply by pushing a button.
- **Trigger Switch with quick trigger mode** – trigger switch with Quick Trigger mode which engages immediate full speed.
- **Ergonomic Handle** – designed to maximise thrust to the bit as well as increasing control.
- **Unique Rubber joints** – a unique rubber joint at the base of the tool suppresses vibration to batter terminals.
- **eXtreme Protection Technology** – enhanced protection from dust and moisture, enabling safe use in outdoor applications and harsh environments.

Advantages

Power



High power in a compact design with 700Nm maximum fastening torque

Speed



Electronic 4 Stage Impact Selection

Compact



A compact design at 144mm in length and weighing only 1.8kg with battery





Convenience



Quick Trigger Mode engaging immediate full speed

Advantages

Application Modes - Bolts

Rotation Mode	Feature	
Bolt Mode 	Clockwise This mode assists with repetitive and continuous screw driving with equal torque. This mode also helps to reduce the risk of breakage of bolts/nuts due to overtightening.	Counterclockwise This mode helps to prevent a bolt from falling off. When loosening a bolt with the tool driving in counterclockwise rotation, the tool automatically slows down and stops after the bolt/nut is sufficiently loosened.
Bolt Mode 1 	Clockwise The tool stops automatically as soon as impacting start.	Counterclockwise The impact force is 4. The tool stops automatically as soon as impacting has stopped.
Bolt Mode 2 	Clockwise The tool stops automatically approximately 0.5 seconds after first impact.	Counterclockwise The impact force is 4. The tool stops automatically approximately 0.2 seconds after first impact.
Bolt Mode 3 	Clockwise The tool stops automatically approximately 1 second after first impact.	Counterclockwise The tool slows down the rotation after it has stopped impacting.

Advantages

Full Speed Mode

When full speed mode is activated, the tool speed automatically engages full speed without fully pulling the switch trigger.

When full speed mode is turned off, the tool speed increases as you increase pressure on the switch trigger.

To turn on full speed mode, press and hold the **MODE** button.

To turn off full speed mode, press and hold the **MODE** button again.







The lamp will be illuminated whilst Full Speed mode is activated.



Lamp


Mode Button

Our Range

	DTW1001	DTW1002	DTW700/701	DTW300/301	DTW181	DTW180
						
Max. capacities standard bolt	M12 - M30	M12 - M30	M10 - M24	M10 - M20	M8-M16	M8-M16
Max. capacities high tensile bolt	M10 - M24	M10 - M24	M10 - M16	M10 - M16	M6-M12	M6-M12
No load speed	Hard: 0 - 1,800rpm Med: 0 - 1,000rpm Soft: 0 - 900rpm	Hard: 0 - 1,800rpm Med: 0 - 1,000rpm Soft: 0 - 900rpm	Max: 0 - 2,200rpm, Hard: 0 - 1,900rpm, Medium: 0 - 1,200rpm, Soft: 0 - 500rpm	Max: 0 - 3,200rpm Hard: 0 - 2,600rpm Medium: 0 - 1,000rpm Soft: 0 - 1,000rpm	Hard: 0 - 2,400rpm Soft: 0 - 1,300rpm	Hard: 0 - 2,400rpm Soft: 0 - 1,300rpm
Impact rate	Hard: 0 - 2,200ipm Med: 0 - 2,000ipm Soft: 0 - 1,800ipm	Hard: 0 - 2,200ipm Med: 0 - 2,000ipm Soft: 0 - 1,800ipm	Max: 0 - 2,700ipm, Hard: 0 - 2,400ipm, Medium: 0 - 1,700ipm, Soft: 0 - 1,000ipm	Max: 0 - 4,000ipm Hard: 0 - 3,400ipm Med: 0 - 2,600ipm Soft: 1,800ipm	Hard: 0 - 3,600ipm Soft: 0 - 2,000ipm	Hard: 0 - 3,600ipm Soft: 0 - 2,000ipm
Max. fastening torque	1,050N.m	1,000N.m	Max: 700Nm, Hard: 320Nm, Med: 200Nm, Soft: 150Nm	Max: 330Nm Hard: 180Nm Medium: 130Nm Soft: 70Nm	210Nm	180N.m
Nut-busting torque	1,700N.m	1,600N.m	1,000Nm	580Nm	330Nm	310Nm
Drive shank	3/4" Square C-ring	1/2" Square C-ring	1/2" Square C-ring / Detent Pin	1/2" Square C-ring / Detent Pin	1/2" Square C-ring	3/8" Square C-ring
Overall length	229mm	229mm	170mm	144mm	151mm	144mm
Skin weight	3.1kg	3.0kg	2.1kg	1.2kg	0.9kg	0.9kg
Weight (with battery)	3.7kg	3.6kg	2.7kg	1.8kg	1.5kg	1.5kg
Voltage	18V	18V	18V	18V	18V	18V

Accessories

Standard Accessories

	<p>347723-2</p>	<p>Belt Hook</p>
---	-----------------	------------------

Optional Accessories

		<p><u>1/2" Drive Impact Wrench Sockets</u></p>
		<p><u>1/2" Drive Deep Impact Sockets</u></p>
		<p><u>1/2" Drive Impact Wrench Socket Sets</u></p>
		<p><u>1/2" Impact Socket Extensions</u></p>
		<p><u>Deep Impact Socket Accessories</u></p>
		<p><u>1/2" Drive Impact Wrench Chuck Adaptors</u></p>



МАГАЗИН
БАШ М
ПРОФЕСИОНАЛНИ РЕШЕНИЯ