

Non-ferrous metal and laminated panel saw blades *industrial line*



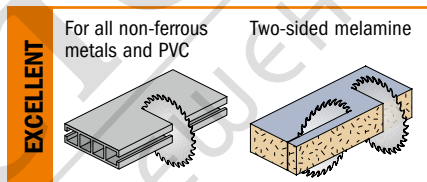
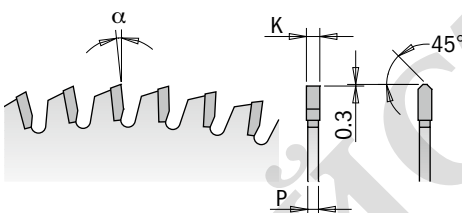
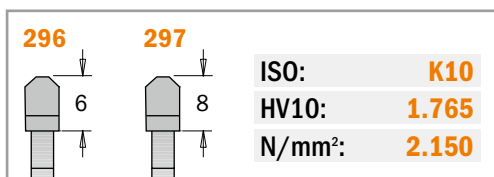
296-297

APPLICATION: for cutting and dividing tubes, drawn products and solid blocks.

MACHINES: single or double mitre saws, radial saws.
Recommended use with the saw blade over the workpiece.
Use series 296 for portable machines.

MATERIAL: aluminium, brass, copper alloys, plastic, composite material, melamine and laminated panels.

WARNING: it is recommended to use a liquid lubricant.
Wax stick for lubrication NOT RECOMMENDED.



Saw blades for portable machines. Negative hook angle

D mm	B mm	Pin Hole ⊕⊗	Z	K mm	P mm	α	β	ORDER NO.
120*	20	2/5,5/30	36	1,8	1,2	-6° Neg.	TCG	296.120.36H
160*	20	2/6/32	40	2,2	1,6	-6° Neg.	TCG	296.160.40H
160*	20	2/6/32	56	2,2	1,6	-6° Neg.	TCG	296.160.56H
180*	20	2/6/32	40	2,8	2,2	-6° Neg.	TCG	296.180.40H
190*	30	2/7/42	40	2,8	2,2	-6° Neg.	TCG	296.190.40M
190*	30	2/7/42	64	2,8	2,2	-6° Neg.	TCG	296.190.64M
190*	20 (Festool® FF)	Key 5/7/2,5	64	2,8	2,2	-6° Neg.	TCG	296.190.64FF
200*	30	COMBI3	48	2,8	2,2	-6° Neg.	TCG	296.200.48M
210*	30	2/7/42	48	2,8	2,2	-6° Neg.	TCG	296.210.48M
210*	30	2/7/42	64	2,8	2,2	-6° Neg.	TCG	296.210.64M
216*	30		64	2,8	2,2	-6° Neg.	TCG	297.064.09M
225*	30	2/7/42	64	2,8	2,2	-6° Neg.	TCG	296.225.64M
230*	30	2/7/42	48	2,8	2,2	-6° Neg.	TCG	296.230.48M
235*	30	2/7/42	48	2,8	2,2	-6° Neg.	TCG	296.235.48M

*Non-low noise

Remarks: in plastic carry case.

Saw blades to fit on trim- and mitre saws, table saws and combined joinery machines. Negative hook angle

D mm	B mm	Pin Hole ⊕⊗	Z	K mm	P mm	α	β	ORDER NO.
250	30	COMBI3	80	3,2	2,5	-6° Neg.	TCG	297.080.10M
250	32	2/12/64	80	3,2	2,5	-6° Neg.	TCG	297.080.10P
254	30	COMBI3	80	3,2	2,5	-5° Neg.	TCG	297.081.10M
260	30	2/10/60 + 2/7/42	80	2,8	2,2	-6° Neg.	TCG	297.080.11M
280*	30	2/10/60 + 2/7/42	64	3,2	2,5	-6° Neg.	TCG	297.064.11M
300	30	COMBI3	96	3,2	2,5	-6° Neg.	TCG	297.096.12M
300	32	2/12/64	96	3,2	2,5	-6° Neg.	TCG	297.096.12P
305*	30	2/10/60 + 2/7/42	96	3,2	2,5	-6° Neg.	TCG	297.096.13M
315	30	2/10/60 + 2/7/42	96	3,2	2,5	-6° Neg.	TCG	297.096.23M
330	30	COMBI3	96	3,2	2,5	-6° Neg.	TCG	297.096.33M
330	32	COMBI3	96	3,2	2,5	-6° Neg.	TCG	297.096.33P
350	30	COMBI3	108	3,2	2,5	-6° Neg.	TCG	297.108.14M
350	32	4/12/64	108	3,2	2,5	-6° Neg.	TCG	297.108.14P
400	30	2/10/60	120	3,8	3,2	-6° Neg.	TCG	297.120.16M
400	32	4/12/64	108	3,8	3,2	-6° Neg.	TCG	297.108.16P
450	30	2/10/60	140	3,8	3,2	-6° Neg.	TCG	Y297.140.18M
450	32	2/12/64	108	3,8	3,2	-6° Neg.	TCG	297.108.18P
500	32	2/12/64	120	4,0	3,2	-6° Neg.	TCG	297.120.20P