

Finishing saw blades *industrial line*

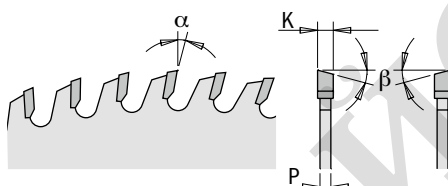

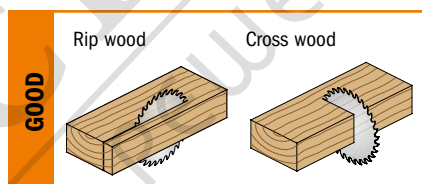
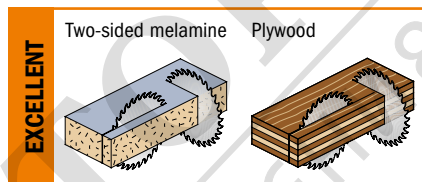



285-294

APPLICATION: for optimal quality crosscuts.

MACHINES: table and sizing saws, portable machines.

MATERIAL: soft, hard and exotic wood, wood-based panels.



D	B	Pin Hole	Z	K	P	α	β	ORDER NO.
mm	mm			mm	mm			
150	30	2/7/42	48	3,2	2,2	5°	15° ATB	285.048.06M
new 160	20	2/6/32	48	2,2	1,6	5°	15° ATB	285.160.48H
180	30	2/7/42	56	3,2	2,2	5°	15° ATB	285.056.07M
200	30	2/10/60 + 2/7/42	64	3,2	2,2	5°	15° ATB	285.064.08M
250	30	COMBI3	80	3,2	2,2	5°	15° ATB	285.080.10M
250	35		80	3,2	2,2	5°	15° ATB	285.080.10R
300	30	COMBI3	96	3,2	2,2	5°	15° ATB	285.096.12M
300	35		96	3,2	2,2	5°	15° ATB	285.096.12R
305	30	COMBI3	72	3,2	2,2	10°	15° ATB	285.072.22M
new 305	30	COMBI3	72	3,2	2,2	-5° Neg.	15° ATB	294.072.22M
315	30	2/10/60 + 2/7/42	72	3,2	2,2	10°	15° ATB	285.072.13M
350	30	COMBI3	108	3,5	2,5	5°	15° ATB	285.108.14M
350	35		108	3,5	2,5	5°	15° ATB	285.108.14R
400	30	COMBI3	96	3,5	2,5	10°	15° ATB	285.096.16M
400	30	2/10/60 + 2/7/42	120	3,5	2,5	10°	15° ATB	285.120.16M

