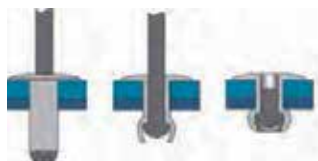


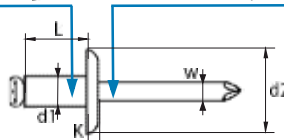



## STEEL/STEEL

## STANDARD RIVET Large head



BODY: Steel Zincplated 7μ min. MANDREL: Steel Zincplated 3μ min.



d1 Ø mm	L Nominal mm		d2 Ø mm	K mm	W Ø mm	PACKAGING		MIN. E mm	MAX. E mm	(N)	(N)	REFERENCE
						Inner	Outer					
<b>4,0</b>	<b>6</b>	4,10	<b>10,00</b>	1,40	2,40	500	3.000	1,5 - 3,0	1960	2350		01230004006
	<b>8</b>					500	3.000	3,0 - 5,0				01230004008
	<b>10</b>					500	3.000	5,0 - 6,5				01230004010
	<b>12</b>					500	3.000	6,5 - 8,5				01230004012
	<b>14</b>					500	3.000	8,5 - 10,5				01230004014
<b>4,8</b>	<b>10</b>	4,90	<b>14,00</b>	1,80	2,93	250	1.500	4,0 - 6,0	3100	4100		01230004810
	<b>12</b>					250	1.500	6,0 - 8,0				01230004812
	<b>14</b>					250	1.500	8,0 - 9,5				01230004814
	<b>16</b>					250	1.500	9,5 - 11,0				01230004816
	<b>18</b>					200	1.200	10,0 - 13,0				01230004818
	<b>21</b>					200	1.200	11,0 - 15,0				01230004821
	<b>24</b>					150	900	15,0 - 20,0				01230004824
	<b>30</b>					150	900	20,0 - 25,0				01230004830
<b>35</b>		100	600	25,0 - 30,0	01230004835							
<b>4,8</b>	<b>10</b>	4,90	<b>16,00</b>	1,80	2,93	250	1.500	4,0 - 6,0	3100	4100		01240004810
	<b>12</b>					250	1.500	6,0 - 8,0				01240004812
	<b>14</b>					200	1.200	8,0 - 9,5				01240004814
	<b>16</b>					200	1.200	9,5 - 11,0				01240004816
	<b>18</b>					200	1.200	10,0 - 13,0				01240004818
	<b>24</b>					150	900	15,0 - 19,5				01240004824
<b>6,4</b>	<b>12</b>	6,50	<b>19,00</b>	2,50	3,90	1.000		2,0 - 6,0	5300	7000		G1240006412
	<b>15</b>					1.000		6,0 - 9,0				G1240006415
	<b>18</b>					1.000		9,0 - 12,0				G1240006418
	<b>30</b>					500		19,0 - 24,0				G1240006430

