

Saw blades for building contractors

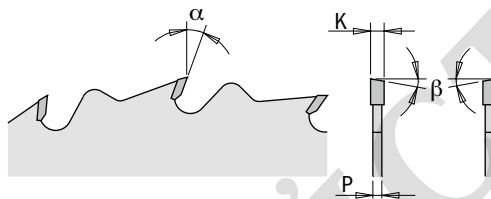
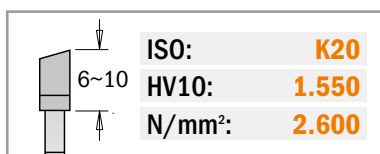




286

APPLICATION: for rip and crosscuts especially designed for building contractors.

MACHINES: table saws and portable machines.

MATERIAL: soft and hardwood and panels with nails, metal clips and pieces of concrete.



D mm	B mm	Pin Hole 	Z	K mm	P mm	α	β	ORDER NO.
250	30	COMBI3	16	2,8	1,8	15°	5° ATB	286.016.10M
300	30	COMBI3	20	2,8	1,8	15°	5° ATB	286.020.12M
315	30	COMBI3	24	3,2	2,2	15°	5° ATB	286.024.13M
350	30	COMBI3	24	3,2	2,2	15°	5° ATB	286.024.14M
400	30	COMBI3	28	3,2	2,2	15°	5° ATB	286.028.16M
450	30	2/10/60	32	3,8	2,8	15°	5° ATB	286.032.18M
500	30	2/10/60	36	3,8	2,8	15°	5° ATB	286.036.20M
550	30	2/10/60	40	4,2	3,2	15°	5° ATB	286.040.22M
600	30	2/10/60	40	4,2	3,2	15°	5° ATB	286.040.24M
 700	30	2/10/60	46	4,4	3,2	15°	5° ATB	286.046.28M

Shop tips:

Use our reduction ring from 30 to 25mm order n. 299.225.00 (for rip saw blades Ø250-300-315)
 Use our reduction ring from 30 to 25mm order n. 299.228.00 (for rip saw blades Ø350 and larger)

