

SUPER HAND DRY CUTTER 8320E

THE BIGGEST CORDLESS



2X HIGH PERFORMANCE 18V
LIHD 5,5A CAS BATTERIES



CONNECTION FOR
VACUUM CLEANER

CHIP COLLECTOR



Optional:
Transport case with wheels
Ref. 60827Box




Examples of cuts



Quick fixation



Depth adjustment with
scaling




Connector for connecting 2
guide rails
Ref. 608275B

Cordless metal cutting circular saw by Jepson Power for fast and low-burr cutting of sandwich panels and trapezoidal sheets without cooling

- cutting depth of **120 mm** on guide rail
- Ideal for cutting sandwich panels, trapezoidal sheet, trunking and cable ducting, steel pipes and nonferrous metals, composite materials etc.
- Dry cutting without lubricant
- Closed construction of the blade guard prevents flying chips to the user
- Integrated chip collector, connector for optional extraction device
- LED overload indicator: green: ok. flashing red: warning | red: over load
- Lightweight magnesium: 8,4 kg (without saw blade)
- Ideal for clean and straight cutting of sandwich panels
- Optional: Guide rail 1.400 mm with 2 C-clamps

Scope of delivery:

- Ø 320 / 84T CT saw blade „LBS impact resistant“ for sandwich panels
- 2x high performance 18V LiHD 5,5A batteries
- Air-cooled LiHD high speed loading station



Voltage	No load speed	Net weight	Blade size	Bore
36 V	1.700 min ⁻¹	8,7 kg	Ø 320 mm	Ø 25,4 mm

Super Hand Dry Cutter 8320E	Reference
with Ø 320 / 84T LBS saw blade impact-resistant + 2x high performance 18V LiHD 5,5A batteries & Air-cooled LiHD high speed loading station (230V)	608270E
with Ø 320 / 84T LBS saw blade impact-resistant + 4x high performance 18V LiHD 5,5A batteries & 2x Air-cooled LiHD high speed loading station (230V)	608270E4C2
with Ø 320 / 84T LBS saw blade impact-resistant	608270ES
with Ø 320 / 84T LBS saw blade impact-resistant + 2x high performance 18V LiHD 5,5A batteries & Air-cooled LiHD high speed loading station (115V)	608270ENA


Max. cutting capacities (on guide rail)	
	90°
Round	120 x 6 mm
Square	120 x 120 x 6 mm
Rectangular	120 x 120 x 6 mm



ECO-FRIENDLY
 with Dry Cutting-Technology

120 mm

Selecting the correct number of teeth depends on the wall/diameter of the material. We will be happy to advise you. +49 (0) 2403 64 55 0

Carbide tipped saw blades	Ø [mm]	Teeth	Bore [mm]	Kerf [mm]	Max. Speed	Reference
Sandwich panels & steel	320	84	25,4	1,8	1.800 min ⁻¹	608276ELBS 






“LBS impact-resistant” – the thinnest Ø 320 mm saw blade for steel.

Advantages for cordless machines:

- ✓ Minimal friction and cutting resistance
- ✓ Superior battery life and efficiency
- ✓ Fast and material-friendly cutting
- ✓ Special soldering process for the carbide teeth
- ✓ Extremely impact-resistant

1,8 mm

ACCESSORIES (OPTIONAL)

				
Guide rail SET	Guide rail	Heavy duty professional blow carry case	Connector for guide rail	Quick release clamp for guide rail (2 pcs.)
Length 1.400 mm	Length 1.400 mm	Ref. 60827Box	Ref. 608275B	Ref. 608275S
Quick release clamps 2 pcs	Ref. 608275D			
Ref. 608275SET				