

# 40V Max Brushless 1/2" Router



HEAVY DUTY BRUSHLESS



RP001G



## 40V Max Brushless 1/2" Router

Introducing the Makita 40V Max Brushless 1/2" Router (RP001G) - the powerhouse tool redefining precision and convenience in woodworking. Engineered with a high-power brushless XGT motor, it matches the output of a 2,100W AC router while optimising cooling efficiency for prolonged use. Say goodbye to inconsistent cutting speeds with its high-power and constant speed control, ensuring a pristine finish on every workpiece.

Experience seamless operation with the electric brake, gently reducing cutter speed to prevent damage to your materials. Plus, with the Auto-start Wireless System (AWS) Bluetooth technology, effortlessly power-on and power-off compatible dust extractors for a cleaner workspace.

Crafted for comfort and ease, this router is both compact and lightweight, granting you unparalleled maneuverability without compromising on power. Elevate your woodworking game with the Makita RP001G - where precision meets power, and convenience meets craftsmanship.



# Product Overview



High Power

Electric brake

Micro adjustment


Twin LED Job light

Constant Speed Control

Lock off switch



Variable speed dial



МАГАЗИНЫ  
БАШКИР  
ПРЕДПРИЯТИЯ  
РЕШЕНИЯ

# Product Specifications



Max. collet capacity	1/2"
Plunge capacity	0-60mm
No load speed	8,000-25,000rpm
Overall length	294mm (BL4040)
Skin weight	3.3kg
Weight (with battery)	4.3kg (BL4040)
Voltage	40V Max

- **High Power** – high power brushless XGT motor with increases in cooling efficiency achieve power output similar to a 2,100W AC router.
- **Electric brake** – gently reduces cutter speed, reducing damage to the work material caused by a rapid stop.
- **Micro adjustment** – perform fine adjustment of the cutting depth. The depth is adjusted by 1 mm for each revolution for ease of use and precision of cut.
- **Twin LED Joblight** – motor speed and chipping efficiency is maintained under load. Motor speed stays constant even under load.
- **Constant speed control** – high power and constant speed control reduce the chance of a drop in cutting speed maintaining a clean cut on the workpiece.
- **Lock off switch** – for increased safety and usability the tool features a Lock/Unlock button. This puts the router in standby mode, where you can then use the trigger switch to operate the tool and lock the trigger on for comfortable prolonged use.
- **Auto-Start Wireless System (AWS)\*** – compatible with AWS the router can be paired with a compatible vacuum for on demand dust extraction. AWS uses Bluetooth to wirelessly power on and off the extraction unit using the tools trigger.
- **Variable speed dial** – Variable speed control allows you to adjust the router's speed according to the requirements of the task, enhancing precision and quality.
- **eXtreme Protection Technology (XPT)** – is an advanced series of seals and channels to direct dust and moisture away from critical components ensuring the durability of the product in the toughest conditions.

## Heavy Duty Power



Power output like a 2,100W AC router

## Innovation



High power & constant speed control maintains cutting speed creating a clean cut on the workpiece.

## Safety



Electric brake gently reduces cutter speed, reducing damage to the work material caused by a rapid stop

## Comfort



Compact and lightweight enhancing comfortability and ease of use

## High Power Brushless XGT Motor

By using a 40Vmax XGT battery and new motor with increasing cooling efficiency, cutting performance achieved is equivalent to the 2,100W AC equivalent model. (RP2301FC)


A combination of the high power and constant speed control ensure cutter speed is maintained underload. This in turn reduces the roughness of the cutting surface as cutter speed remains consistent though out operation.



## Lightweight design / Low overall height

A new brushless motor is used to reduce the tool weight and height compared with corded models, while maintaining the plunge capacity at 60mm to make full use of all the router bits in the range.

While also providing higher maneuverability in various work postures, such as sideways and vertical.



## Auto-start Wireless System (AWS)

Bluetooth technology to wirelessly power on & off the compatible dust extractor.



This intelligent communication system eliminates cords and excessive noise since the dust extractor runs only when trigger-active by an AWS tool.



# Our Range



HEAVY DUTY BRUSHLESS

	RP001G	RT001G
		
Max. collet capacity	1/2"	1/4"
Plunge capacity	0-60mm	Trimmer Base: 0-40mm Plunge Base: 0-35mm
No load speed	8,000-25,000rpm	10,000 - 31,000rpm
Overall length	294mm (BL4040)	251mm (BL4040)
Skin weight	3.3kg	1.5kg
Weight (with battery)	4.3kg (BL4040)	2.5kg (BL4040)
Voltage	40V Max	40V Max




## Standard Accessories

	<p>763622-4 763809-8 763810-3</p>	<p>1/2" Collet 3/8" Collet 1/4" Collet</p>
	<p>345387-6</p>	<p>Template Guide 16</p>
	<p>122850-4</p>	<p>Dust Nozzle Assembly</p>
	<p>4130A9-4</p>	<p>Chip Deflector</p>
	<p>781034-9</p>	<p>Wrench 8-24</p>

	<p>122G61-3</p>	<p>Holder Assembly</p>
	<p>256861-8</p>	<p>Rod 8</p>
	<p>342428-9</p>	<p>Straight Guide</p>



Optional Accessories		
	198901-5	AWS Receiver
	<a href="#">Accessory Catalogue</a>	Performance Router Cutters
	<a href="#">Accessory Catalogue</a>	Template Guides
	123022-4	Trimmer Guide Assembly
	195136-9	Straight Guide Assembly With Micro Adjustment

	194579-2	Guide Rail Adaptor Set
	194368-5 194925-9 194367-7	<u>Guide Rails</u> 1.4m 1.9m 3.0m
	194385-5 199826-6 1913K5-7	<u>Clamps</u> G Clamp Set Quick Fix Clamp Set Push Clamp Set
	196664-7	Bevel guide